



The Kindergarten enjoys participating in the **Star of the Week**. I feel this is a wonderful opportunity for the children to feel terrific about themselves as well as a great way to get to know each other. The Star of the Week schedule is as follows:

Monday- The Star brings their "Get the scoop on Me" materials to school for our Star bulletin board -please scroll through these directions to print a tracer for your scoops. Class cheer for the star today!

Tuesday- The star will lead the class in our morning message.

Wednesday- The Star brings in a science experiment of choice to share with the class. Simple experiments are usually the best. There are many online sites. If you Google elementary science experiments you will be all set!

Thursday- The Star brings a mystery item to school hidden in a bag and gives the class clues about what is inside. 3 written clues work great☺


Friday- Star Celebration Day! The Star shares the "Get the Scoop on Me" information with the class.

1. Trace 5 of the contoured scoops on any colored paper of choice.
2. Trace 1 full scoop and add a picture of "The Star".
3. Each scoop must provide personal information about "The Star" (as noted on the sample.) An adult helper can do the writing.
4. The scoops may be decorated with stickers, glitter glue, confetti, pictures etc...
5. Cut out the scoops to return to school. Please ATTACH the scoops; they will be stapled on a bulletin board.
6. Please return the templates and sample in the bag. THANK YOU!!!!!!


Instructions:
See attached sheet

Do not remove

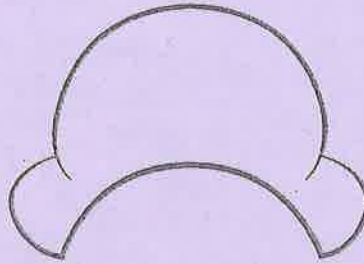
Name
and
Birthday




Something I
Like to do




Favorite Color
or Animal



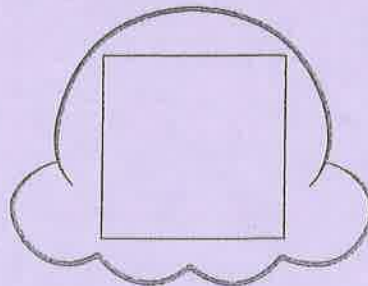
Favorite Book



Favorite Food



Recent Photo
of Me



Tracer

Make 5 of these scoops
for the information about
the star.

Tracer

Make 1 for the photo