



June 14, 2022

Dear First Grade Families,

Hello! My name is Lauren Devine, and I will be your first grader's teacher this year! I am really looking forward to an exciting year of learning and discovery in first grade with your child. This year, we'll work on becoming stronger readers and writers, increasing our skills and strategies as mathematicians, and exploring many exciting social studies and science topics such as "My School and Family" and Solids, Liquids, and Gases. I am very excited to meet your child!

Here are some helpful tips to ensure your child has a smooth and successful start to the 2022-23 school year:

Dismissal: At Move-Up Day child received an **"O-fish-al First Grader" dismissal tag** that must be worn **every day** during the first week of school to ensure a safe and smooth arrival and dismissal.

You will need to provide the following information on the name tag:

- ✓ your child's first and last name
- ✓ your child's class (1 Devine)
- ✓ your child's dismissal procedure for each day of the week

If your child did not attend Move-Up Day please visit the office to receive a dismissal tag OR email me BEFORE the first day of school so that I can complete the dismissal tag correctly and give it to your child when he/she arrives on the first day of school. For your child's safety, we will never change your child's dismissal procedure WITHOUT written permission from you (note or email).

Snack: We will have a snack daily. Please send in a nutritious snack each day. Your child may also have a juice box or water with snack. Additional information will be provided, if applicable, about food allergies that will need to be considered when packing snacks.

Lunch: Eating lunch in the cafeteria is very exciting for first graders! If your child packs a lunch, please label it with your child's name. If your child brings money to purchase lunch, please place it in a small envelope labeled with your child's name and lunch choice.











Supplies: The supply list is on the accompanying pages. Please label all supplies with your child's name.

I look forward to getting to know your child!

Sincerely,
Lauren Devine
ldevine@cbsd.org



School Supplies for Mrs. Devine's Class

**** LABEL ALL SUPPLIES WITH YOUR CHILD'S NAME ****

Quantity	Item	Picture
2	Sturdy, Plastic 2-Pocket Folders labeled with your child's name in the front right upper corner (1 red and 1 blue)	
1	Headphones in a gallon-sized Ziploc bag labeled with your child's name. <i>(Please avoid earbuds, if possible. Your child should be able to use headphones independently and untangle cords independently.)</i>	
1	Clean Sock	
2	Dry-erase markers	
1	Child's Safety Scissors	
1	Box of Crayons (24-pack)	
1	Box of pre-sharpened pencils	
1	Art Smock <i>May use an old T-shirt</i> <i>Label inside with your child's name</i>	
1	Reusable Water Bottle	
1	Change of Clothes <i>Please place a change of clothes (shirt, pants, and underwear) inside a gallon-sized Ziploc bag labeled with your child's name.</i>	

Optional Supplies to Donate to Our Classroom

Donations are greatly appreciated!

Quantity	Item	Picture
1	Box of Tissues	
1	Hand Sanitizer	
1	Lysol or Clorox wipes	