



June 15, 2023

Dear First Grade Families,

Hello! My name is Lauren Devine, and I will be your first grader's teacher this year! I am really looking forward to an exciting year of learning and discovery in first grade with your child. This year, we'll work on becoming stronger readers and writers, increasing our skills and strategies as mathematicians, and exploring many exciting social studies and science topics such as "My School and Family" and Solids, Liquids, and Gases. I am very excited to meet your child!

Here are some helpful tips to ensure your child has a smooth and successful start to the 2023-24 school year:

Dismissal: *Prior to the first day of school, you will receive a survey from me to indicate how your child should be dismissed from school.* If you do not complete this survey, our office staff will contact you to confirm your child's mode of transportation.

Your child will receive an **"O-fish-al First Grader" dismissal tag** on the first day of school that must be worn **every day** during the first few weeks of school to ensure a safe and smooth arrival and dismissal. I recommend pinning it to your child's backpack.

You will need to provide the following information on the name tag:

- ✓ your child's first and last name
- ✓ your child's class (1 Devine or 1De)
- ✓ your child's dismissal procedure for each day of the week

For your child's safety, I will never change your child's dismissal procedure WITHOUT written permission from you (note or email).

Snack: We will have snack daily. Please send in a nutritious snack each day. Your child may also have a juice box or water with snack. Additional information will be provided, if applicable, about food allergies that will need to be considered when packing snacks.

Lunch: Eating lunch in the cafeteria is very exciting for first graders! If your child packs a lunch, please label it with your child's name. If your child brings money to purchase lunch, please place it in a small envelope labeled with your child's name and lunch choice.









Supplies: The supply list is on the accompanying pages. Please label all supplies with your child's name.

I look forward to getting to know your child!

Sincerely,
Lauren Devine
ldevine@cbsd.org




School Supplies for Mrs. Devine's Class

**** LABEL ALL SUPPLIES WITH YOUR CHILD'S NAME ****

Quantity	Item	Picture
2	Sturdy, Plastic 2-Pocket Folders labeled with your child's name in the front right upper corner (1 red and 1 blue)	
1	Headphones in a gallon-sized Ziploc bag labeled with your child's name. <i>Please avoid earbuds, if possible. Your child should be able to use headphones independently and untangle cords independently.</i>	
1	Pair of Clean Socks <i>These will be used as whiteboard erasers.</i>	
2	Dry-erase markers	
1	Reusable Water Bottle	
1	Change of Clothes <i>Please place a change of clothes (shirt, pants, and underwear) inside a gallon-sized Ziploc bag labeled with your child's name.</i>	
1	Art Smock <i>May use an old T-shirt Label inside with your child's name</i>	
1	Optional: Child's Safety Scissors <i>Recommended if your child is more comfortable with a certain style of scissors</i>	

Optional Supplies to Donate to Our Classroom

Donations are greatly appreciated!

Quantity	Item	Picture
1	Box of Tissues	
1	Baby wipes	
1	Box of pre-sharpened pencils	
1	Box of markers (any washable style/brand, but no Sharpies please)	