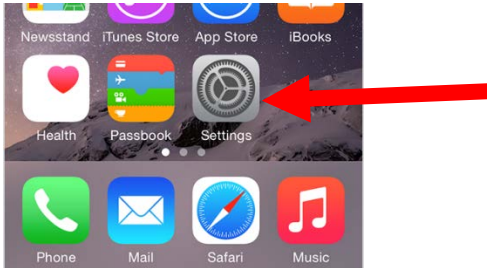
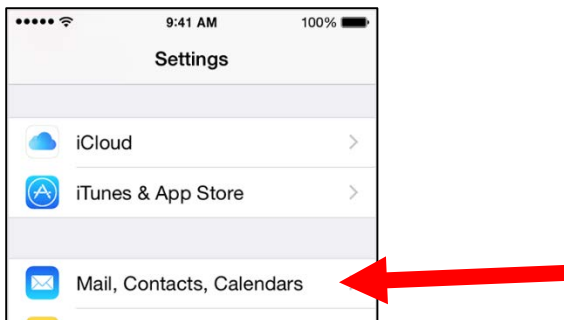


## Adding CBSD Email to iPhones

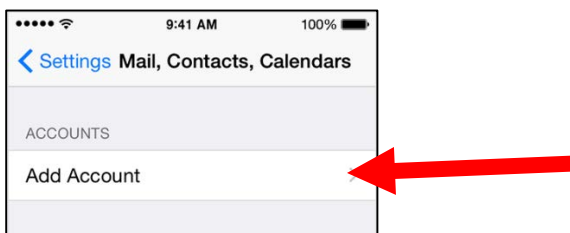
### 1. Tap Settings.



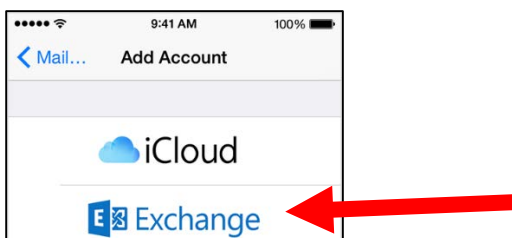
### 2. Scroll down and tap Mail, Contacts, Calendars.



### 3. Tap Add Account.



### 4. Select Exchange Server



**5. Add Email:** lastname.f123@student.cbsd.org

**Type your CBSD Password:**

Cancel Exchange Next

Email lastname.f123@student.cbsd.org

Password Your current password

Description My Exchange Account

**6. Add Server:** outlook.office365.com

**Domain:** leave this setting blank

**Username and password are the same as in step 5.**

Cancel Next

Email teststudent@student.cbsd.org

Server outlook.office365.com

Domain Leave Blank

Username lastname.f123@student.cbsd.org

Password Your current password