

# Math in Focus Reflection and Study Guide

## Grade 5 Chapter 2: Fraction & Mixed Numbers

Name \_\_\_\_\_

Test Date: \_\_\_\_\_

Color Key: Green = I've got this!




Yellow= I need some more practice.

Red= I need more instruction (help) with this.

Goal	Example	Self-Evaluation	Student Resources
I can understand and apply the relationships between fractions, mixed numbers, and division expressions	$3 \div 4 = \frac{3}{4}$ The first number is the numerator $\frac{4}{7} = 4 \div 7$ The numerator is the first number	○	<b>Section 1</b> <ul style="list-style-type: none"> <li>• Workbook pgs. 113-122</li> <li>• EP&amp;HW book pgs. 49-52</li> <li>• Chapter Review pg. 167</li> </ul>
I can add two unlike fractions where one denominator may or may not be a multiple of the other	$\frac{2}{5} + \frac{1}{3} = \frac{6}{15} + \frac{5}{15} = \frac{11}{15}$ <ol style="list-style-type: none"> <li>1. Find a common denominator by listing the multiples.</li> <li>2. Rewrite the new fractions with the comm. denom.</li> <li>3. Add the numerators, keep the denominator, then simplify (if needed).</li> </ol>	○	<b>Section 2</b> <ul style="list-style-type: none"> <li>• Workbook pgs. 123-126, 135-137</li> <li>• EP&amp;HW book pgs. 53-55</li> <li>• Chapter Review pg. 167</li> </ul>
I can add mixed numbers with or without renaming.	$2\frac{2}{5} + 1\frac{1}{3} = \underline{\hspace{2cm}}$ <ol style="list-style-type: none"> <li>1. Find a common denominator by listing the multiples.</li> <li>2. Rewrite the new mixed numbers with the comm. denom.</li> <li>3. Add the whole numbers</li> <li>4. Add the fractions, then simplify (if needed)</li> </ol>	○	<b>Section 2</b> <ul style="list-style-type: none"> <li>• Workbook pgs. 129-132, 137-138</li> <li>• EP&amp;HW book pgs. 57-60</li> <li>• Chapter Review pg. 168</li> </ul>
I can estimate sums and differences of fractions and mixed numbers using benchmarks.	$1\frac{4}{5} + 1\frac{1}{6}$ estimate = _____	○	<b>Section 2 and 3</b> <ul style="list-style-type: none"> <li>• Workbook pgs. 128, 133-134, 143-144, 148, 150</li> <li>• EP&amp;HW book pgs. 55-56, 61-62, 65, 71-72</li> <li>• Chapter Review pgs. 168-169</li> </ul>

# Math in Focus Reflection and Study Guide

## Grade 5 Chapter 2: Fraction & Mixed Numbers

I can subtract two unlike fractions where one denominator may or may not be a multiple of the other	$\frac{2}{5} - \frac{1}{3} = \frac{6}{15} - \frac{5}{15} = \frac{1}{15}$ <ol style="list-style-type: none"><li>1. Find a common denominator by listing the multiples.</li><li>2. Rewrite the new fractions with the comm. denom.</li><li>3. Subtract the numerators, keep the denominator, then simplify (if needed).</li></ol>		<b>Section 3</b> <ul style="list-style-type: none"><li>• Workbook pgs. 139-142, 149-150</li><li>• EP&amp;HW book pgs. 63-64, 66</li><li>• Chapter Review pg. 167</li></ul>
I can subtract mixed numbers with or without renaming.	$2\frac{2}{5} - 1\frac{2}{3} = \underline{\hspace{2cm}}$ <ol style="list-style-type: none"><li>1. Find a common denominator by listing the multiples.</li><li>2. Rewrite the new mixed numbers with the comm. Denom.</li><li>3. Subtract the whole numbers</li><li>4. Subtract the fractions, then simplify (if needed)</li></ol>		<b>Section 3</b> <ul style="list-style-type: none"><li>• Workbook pgs.144-147, 151-152</li><li>• EP&amp;HW book pgs. 67-71</li><li>• Chapter Review pgs. 168-169</li></ul>
I can solve real-world problems involving fractions and mixed numbers.	The total mass of a box and a parcel was $\frac{9}{10}$ kilogram. The mass of the parcel was $\frac{1}{4}$ kilogram. How much lighter was the parcel than the box?		<b>Section 4</b> <ul style="list-style-type: none"><li>• Workbook pgs. 153-165</li><li>• EP&amp;HW book pgs. 73-86</li><li>• Chapter Review pgs. 170-179</li></ul>

# Math in Focus Reflection and Study Guide

## Grade 5 Chapter 2: Fraction & Mixed Numbers

My Study Plan:

---

---

---

Parent/Guardian Signature:

---

Notes from Parent/Guardian:

---

---