

Name: _____

Date _____

Topic : Tree Diagrams- Worksheet 1

1. Three colors of balls that are In red, green and blue color are rolled simultaneously.

Find the outcomes by a tree diagram.

3. Use a tree diagram to choose a black color blazer of medium size among brown and black blazer of three sizes s, m and l.

5. A test paper contains questions with the possible answers of: true, false.

Draw a tree diagram that represents all the possible answers to 2 questions of this type.

7. Use a tree diagram to find the probability of tossing a head when a coin is tossed twice.

9. Pick a ball and a car behind the door for a game.

There are 3 balls and 3 cars behind them. How many choices are possible?

2. Choose between 2 brands of jeans: Levi's and Allen Cooper.

The two brands come with a dark blue or black color. Find the outcomes using a tree diagram.

4. Use a tree diagram to find the number of ways in which a sharpener, compass, and ruler can be distributed between Rex & Tom.

6. Use a tree diagram to find the probability of rolling 5 when a dice is rolled.

8. Two people spun a spinner. Use a tree diagram to show the condition of winning and losing if the two people spin the same number and the spinner is spun once.

10. Two ace cards of diamond and heart are placed on the table. A coin is tossed and one of the ace cards is chosen simultaneously. Draw a tree diagram to represent the possible outcomes.

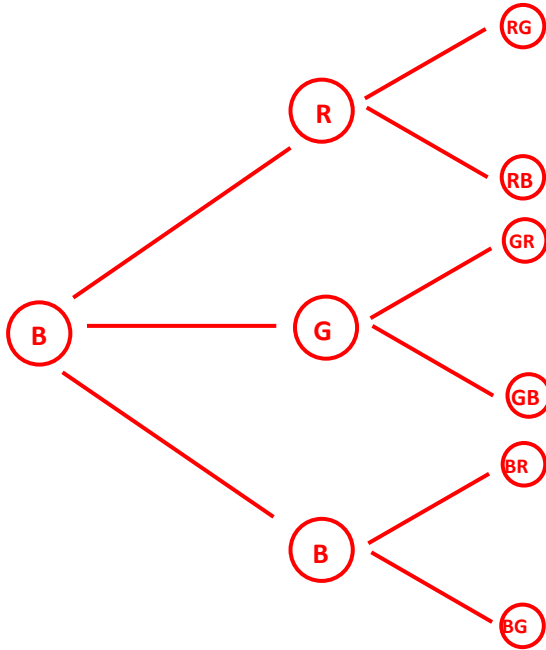


Name: _____

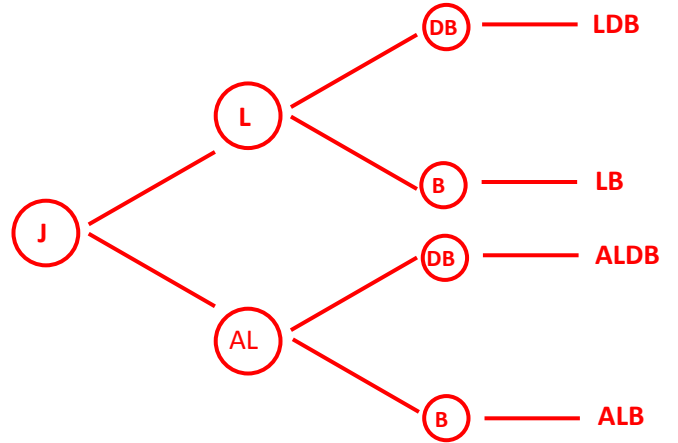
Date _____

Topic : Tree Diagrams- Worksheet 1 **ANSWERS**

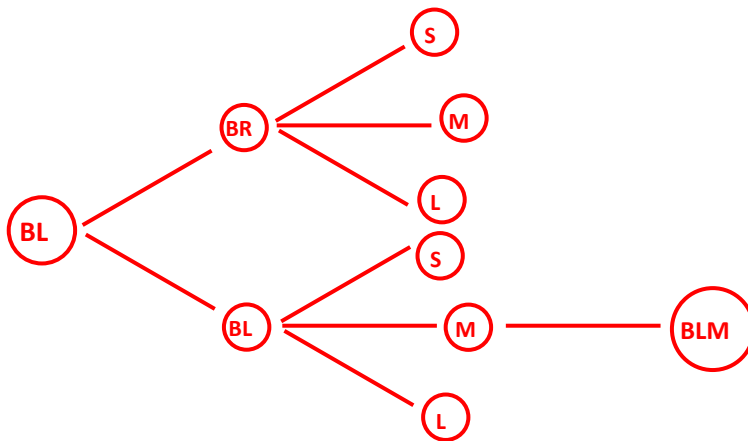
1.



2.



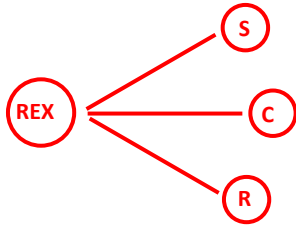
3.



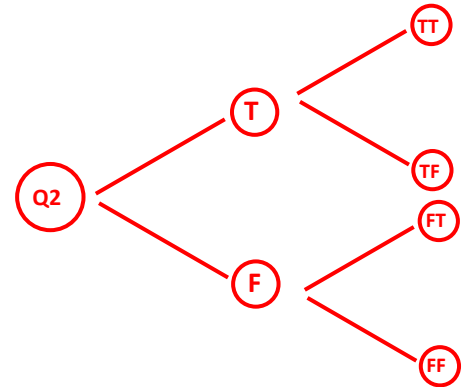
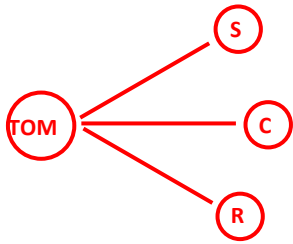
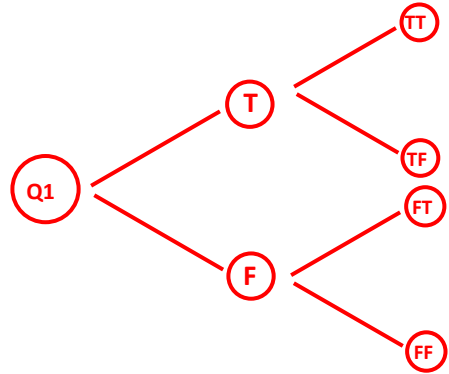
Name: _____

Date _____

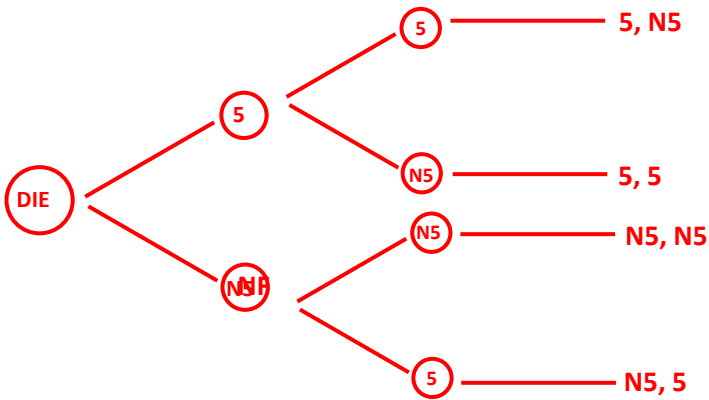
4.



5.



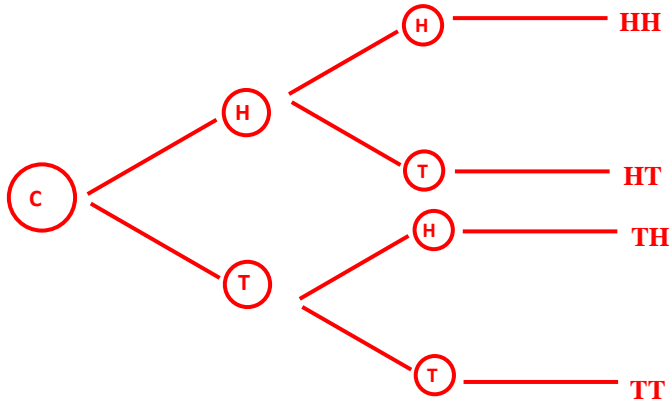
6.



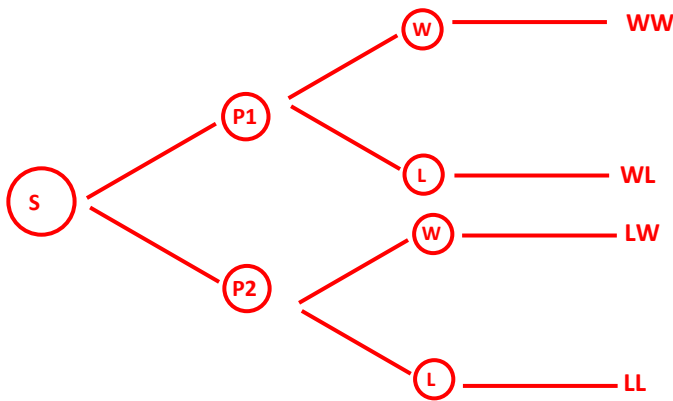
Name: _____

Date _____

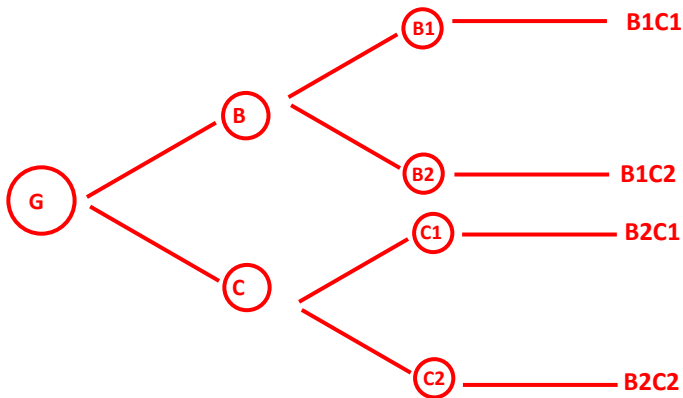
7.



8.



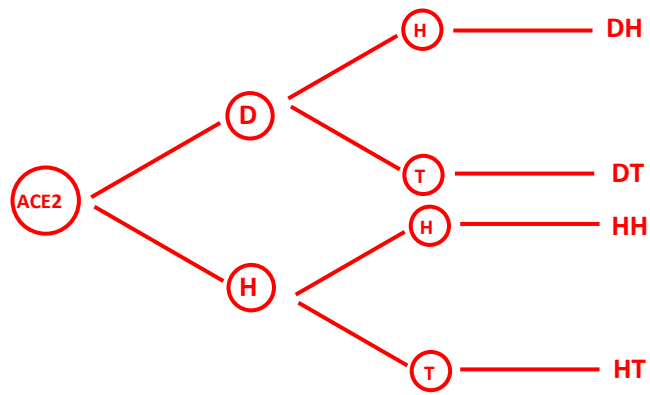
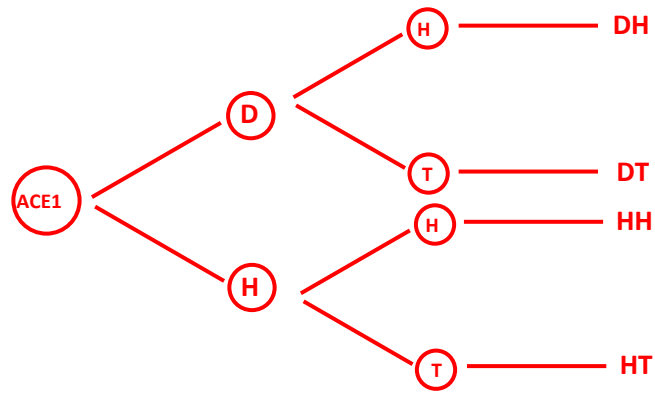
9.



Name: _____

Date _____

10.



Name: _____

Date _____

Topic : Tree Diagrams- Worksheet 2

1. Three colors of cars that are In red, blue and white color is drive simultaneously.

Find the outcomes by a tree diagram.
2. Choose between 2 brands of t-shirts UCB and Tantra.

The two brands come with a gray or blue color. Find the outcomes using a tree diagram.
3. Use a tree diagram to choose blue color shirt of XL size among blue and white shirt of three sizes M, X and XL.
4. Use a tree diagram to find the number of ways in which three toys car, doll and teddy can be distributed between Gerry & Shane.
5. A test paper contains questions with the possible answers of: yes, no.

Draw a tree diagram that represents all the possible answers to 2 questions of this type.
6. Use a tree diagram to find the probability of rolling 2 when a dice is rolled.
7. Use a tree diagram to find the probability of tossing a tail when a coin is tossed twice.
8. John buys two fireworks. Draw the tree diagram to find the probability that both of his fireworks light.
9. Pick toys and games from behind the door from a shop.

There are 2 toys and 2 games behind them. How many choices are possible?
10. Two king cards of spade and club are placed on the table. A coin is tossed and one of the king is chosen simultaneously. Draw a tree diagram to represent the possible outcomes.

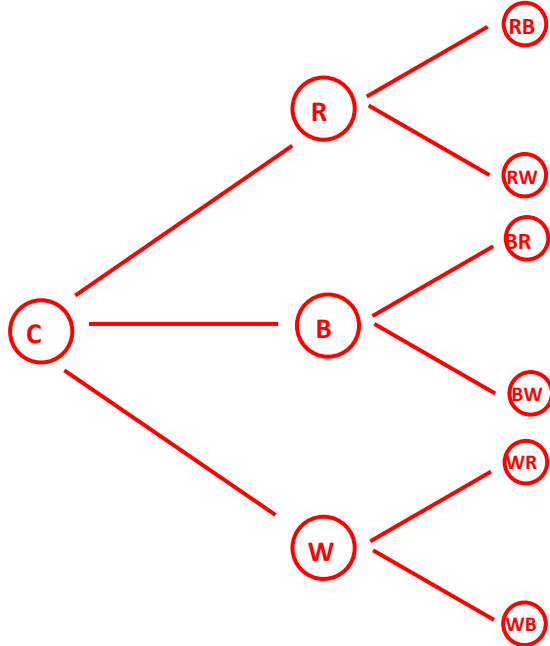


Name: _____

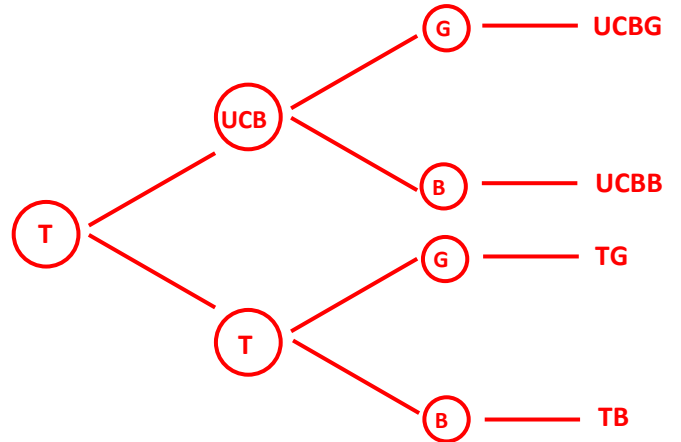
Date _____

Topic : Tree Diagrams- Worksheet 2 **ANSWERS**

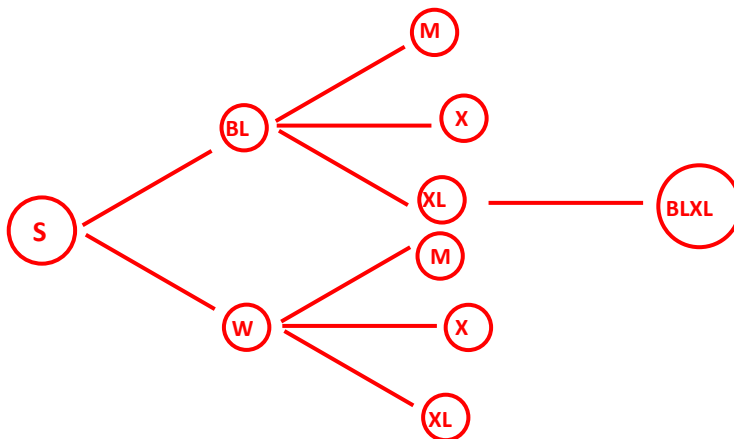
1.



2.



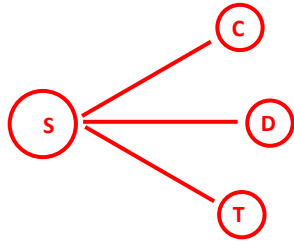
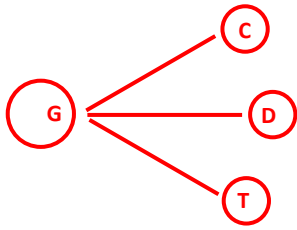
3.



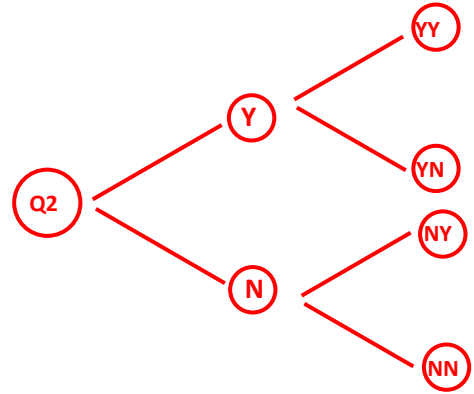
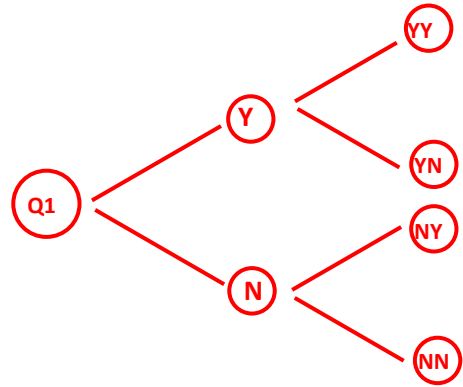
Name: _____

Date _____

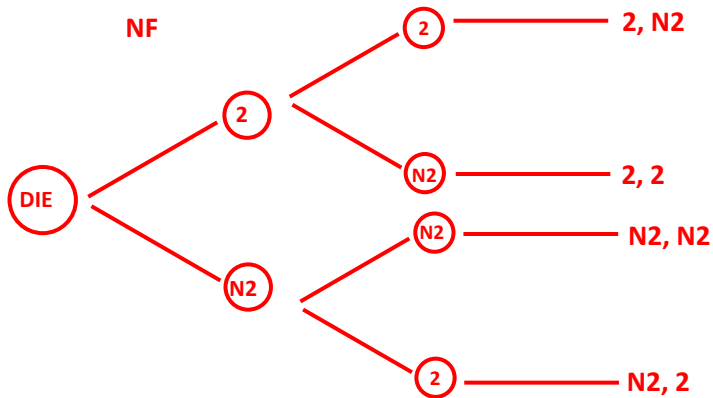
4.



5.



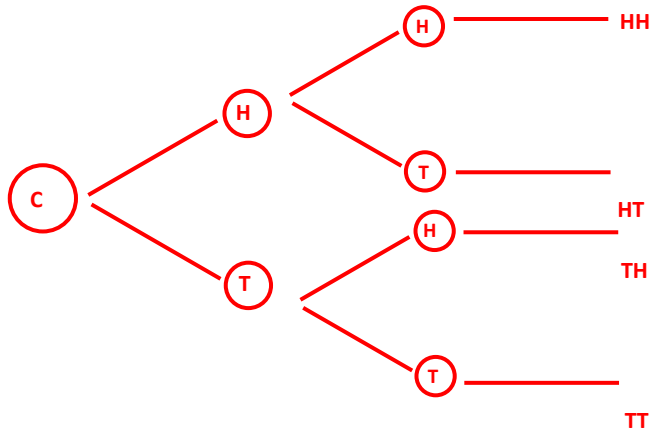
6.



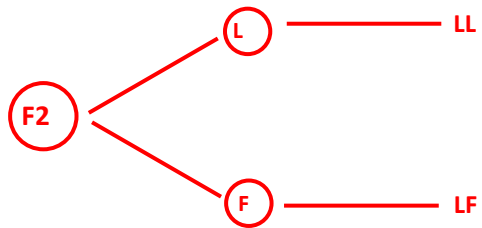
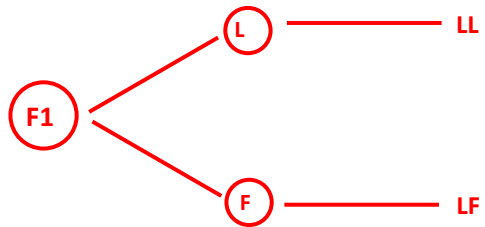
Name: _____

Date _____

7.



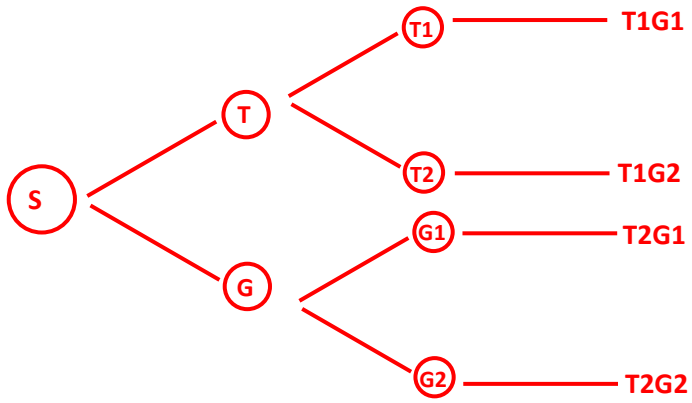
8.



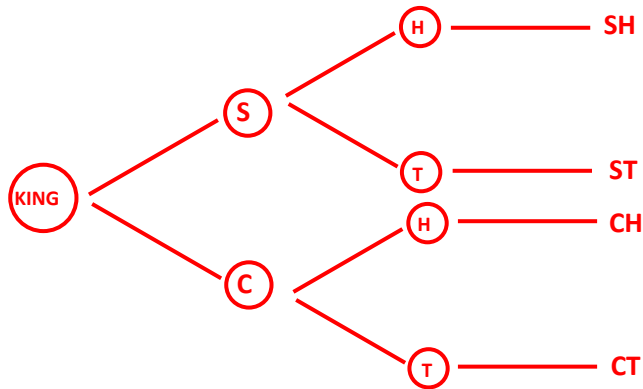
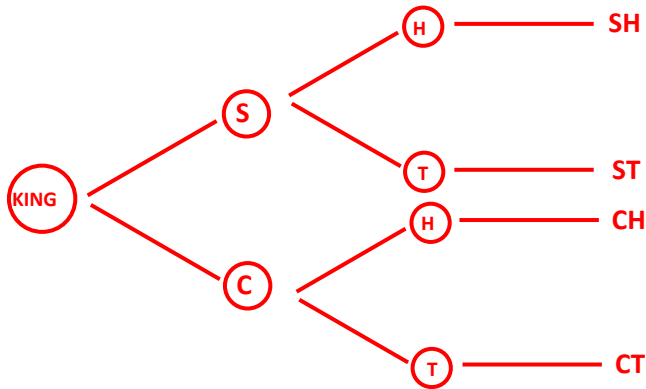
Name: _____

Date _____

9.



10.



Name: _____

Date _____

Topic : Tree Diagrams- Worksheet 3

1. Three colors of bike that are In purple, black and gray color is drive simultaneously.

Find the outcomes by a tree diagram.

3. Use a tree diagram to choose pink color pullover of L size among green and pink pullover of three sizes S, L and XL.

5. A test paper contains questions with the possible answers of: $<$, $>$.

Draw a tree diagram that represents all the possible answers to 2 questions of this type.

7. Use a tree diagram to find the probability of tossing a head when a coin is tossed twice.

9. Pick a tomato and a radish from the vegetable shop.

There are 2 tomatoes and 2 radishes behind them. How many choices are possible?

2. Choose between 2 brands of socks Spykar and Reebok.

The two brands come with a pink or green color. Find the outcomes using a tree diagram.

4. Use a tree diagram to find the number of ways in which three chocolates perk, munch, and 5-star can be distributed Harry & Rex.

6. Use a tree diagram to find the probability of rolling 4 when a dice is rolled.

8. John buys two apples. Draw the tree diagram to find the probability that both of his apples are ripe or unripe.

10. Two queen cards of diamond and club are placed on the table. A coin is tossed and one of the queens is chosen simultaneously. Draw a tree diagram to represent the possible outcomes.

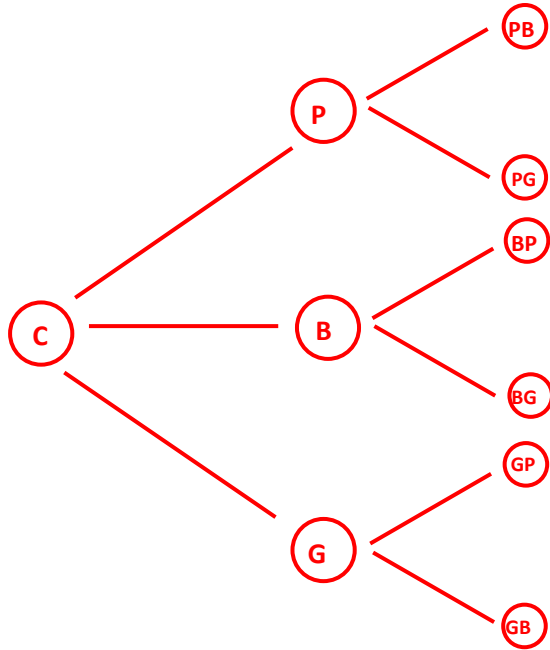


Name: _____

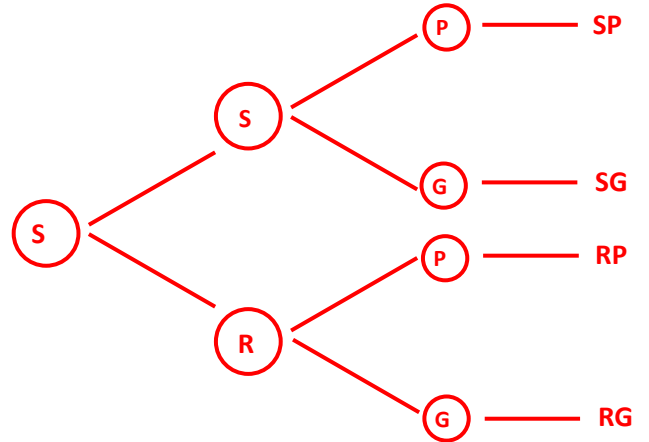
Date _____

Topic : Tree Diagrams- Worksheet 3 **ANSWERS**

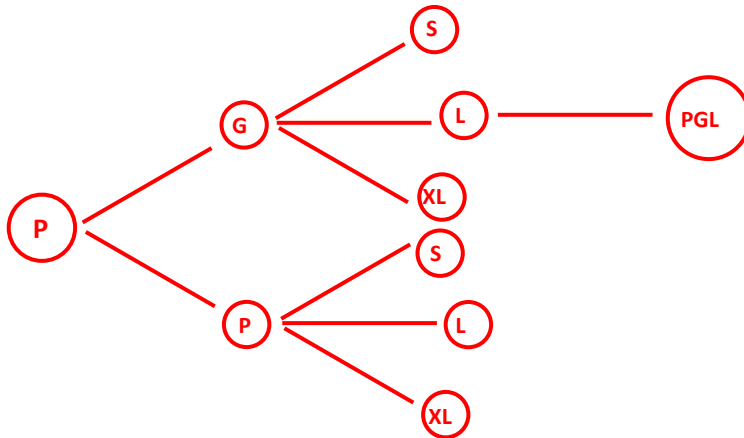
1.



2.



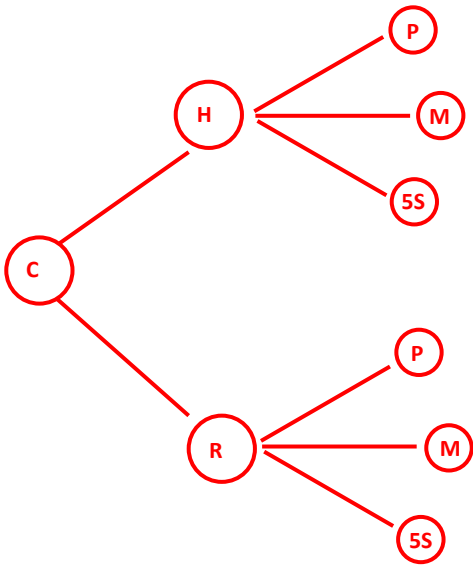
3.



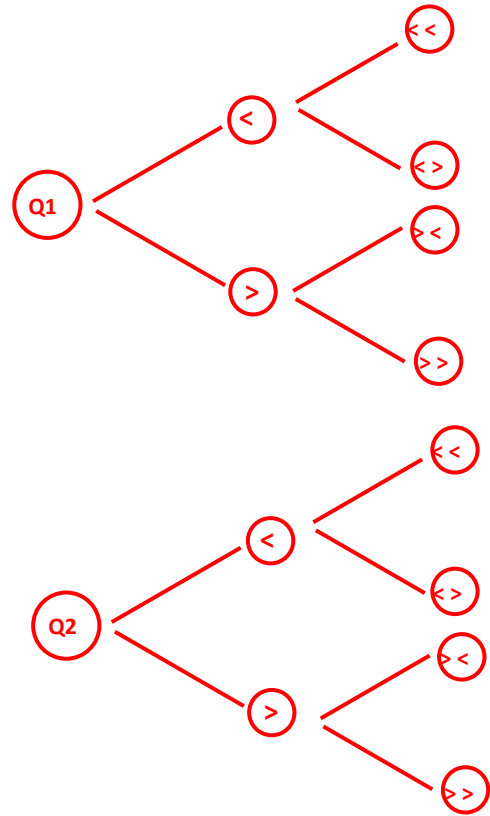
Name: _____

Date _____

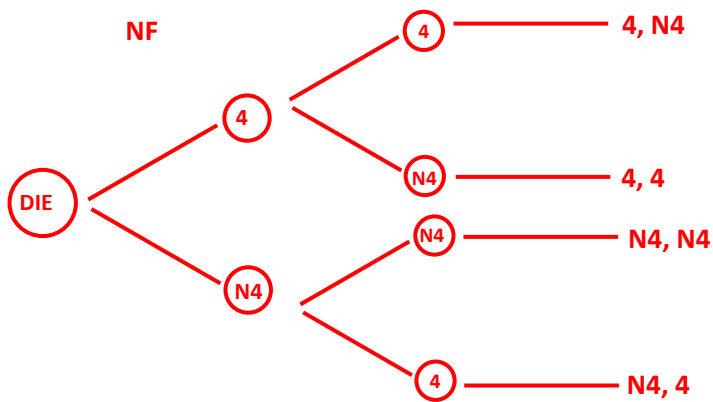
4.



5.



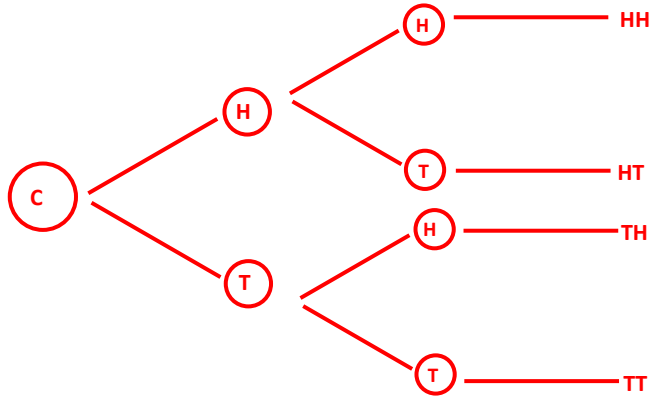
6.



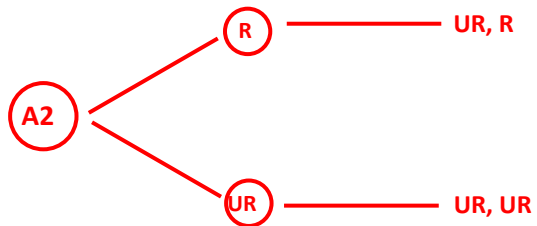
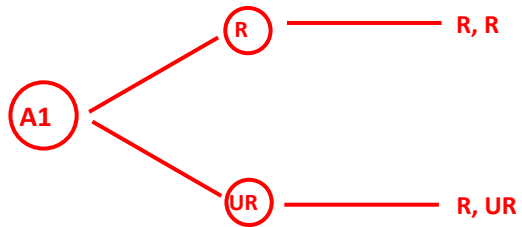
Name: _____

Date _____

7.



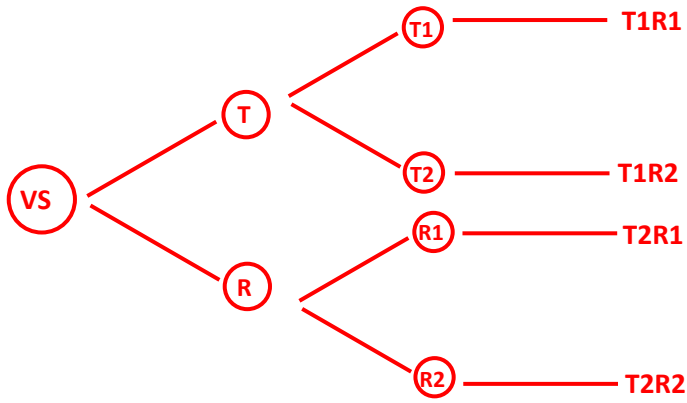
8.



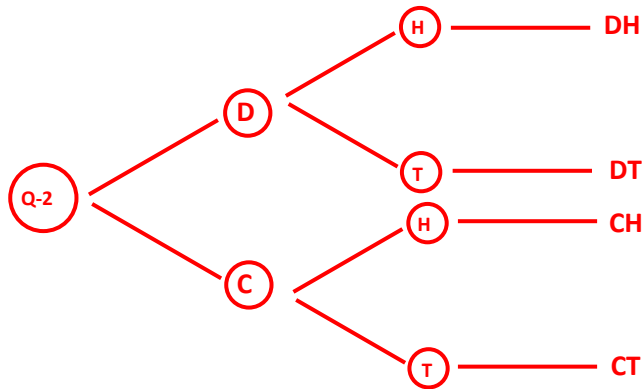
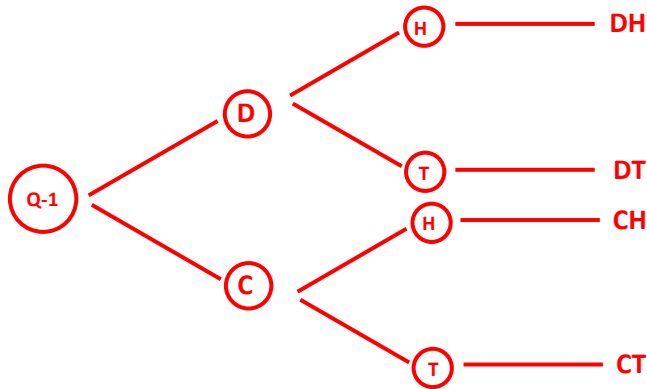
Name: _____

Date _____

9.



10.



Name: _____

Date _____

Topic : Tree Diagrams- Worksheet 4

1. Three colors of cycle that are In green, red and blue color is drive simultaneously.

Find the outcomes by a tree diagram.
2. Choose between 2 brands of shoes Nike and Puma.

The two brands come with a red or brown color. Find the outcomes using a tree diagram.
3. Use a tree diagram to choose blue color sweatshirt of S size among white and blue pullover of three sizes XS, S and L.
4. Use a tree diagram to find the number of ways in which three cold drinks Dew, Sprite and Pepsi can be distributed between Lara & Suzie.
5. A test paper contains questions with the possible answers of: (=, ≠).

Draw a tree diagram that represents all the possible answers to 2 questions of this type.
6. Use a tree diagram to find the probability of rolling 6 when a dice is rolled.
7. Use a tree diagram to find the probability of tossing a tail when a coin is tossed twice.
8. John buys two oranges. Draw the tree diagram to find the probability that both of his oranges are sweet or bitter.
9. Pick an onion and carrot from the vegetable shop.

There are 2 onions and 2 carrots behind them. How many choices are possible?
10. Two Jack cards of diamond and spade are placed on the table. A coin is tossed and one of the Jack is chosen simultaneously. Draw a tree diagram to represent the possible outcomes.

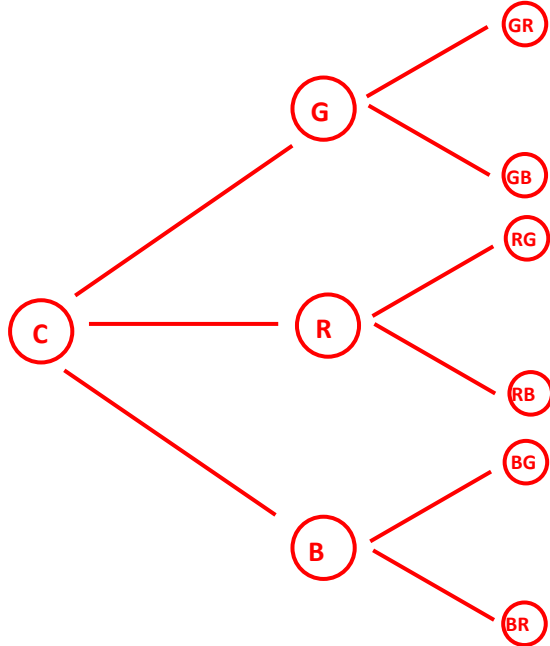


Name: _____

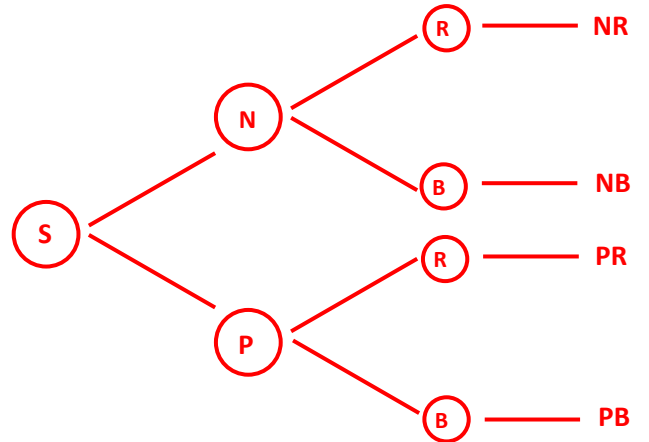
Date _____

Topic : Tree Diagrams- Worksheet 4 **ANSWERS**

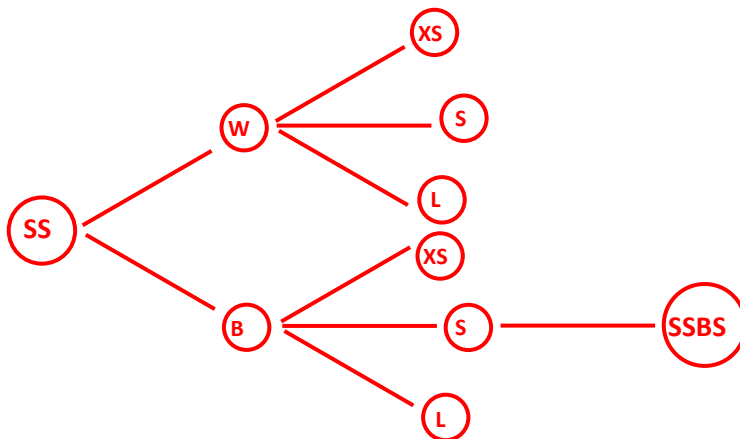
1.



2.



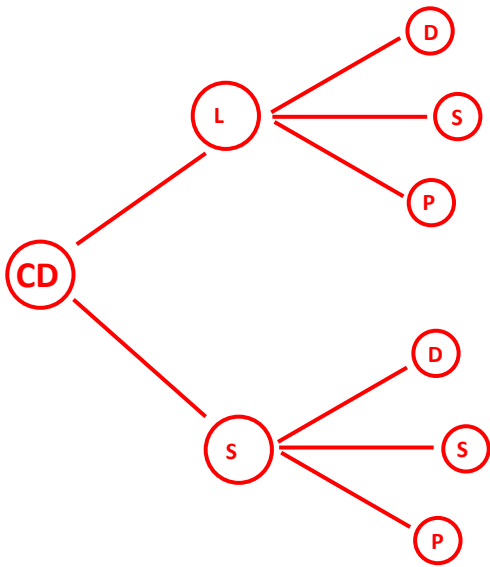
3.



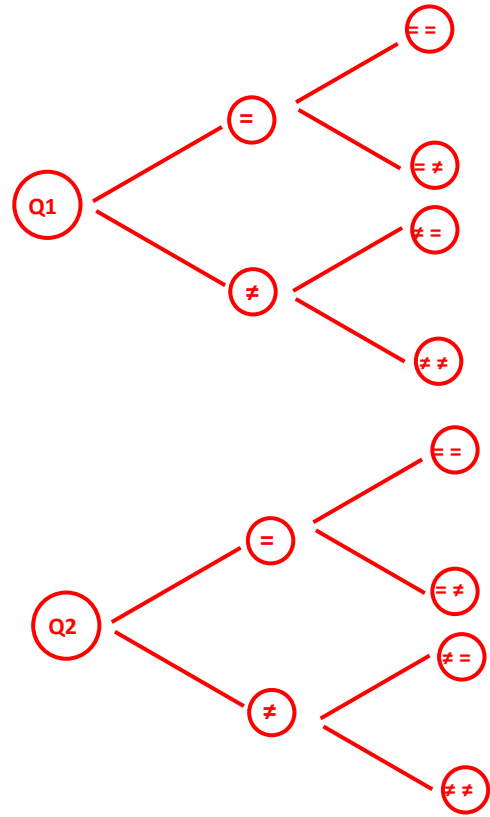
Name: _____

Date _____

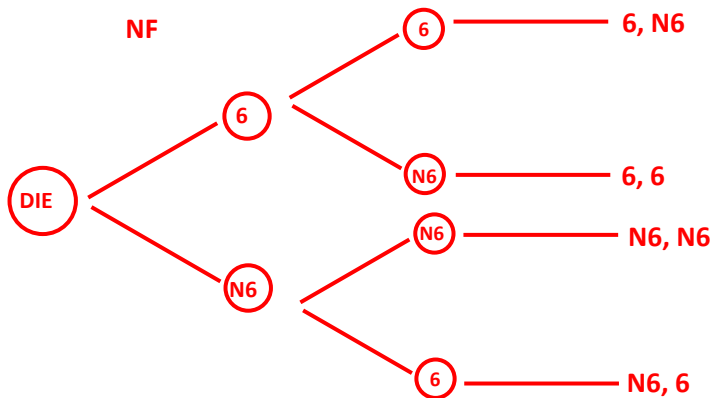
4.



5.



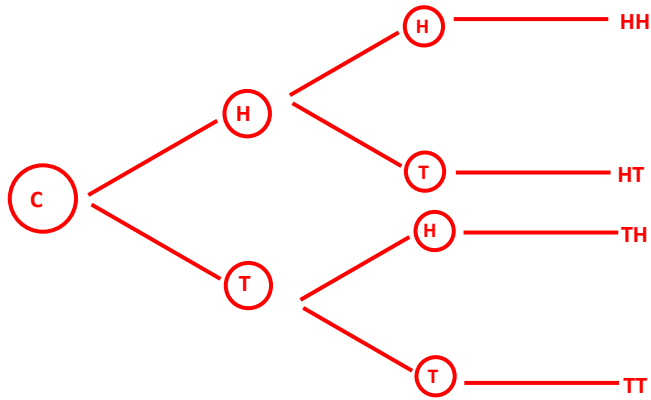
6.



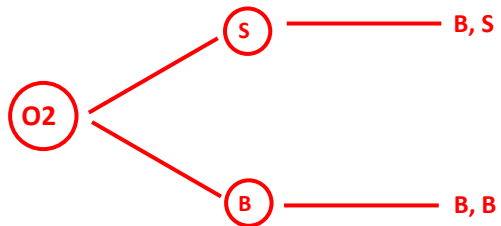
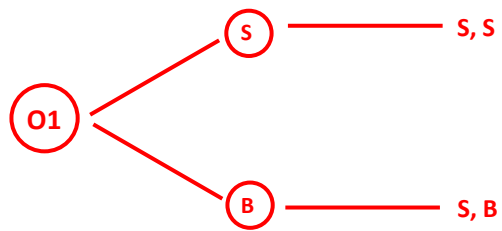
Name: _____

Date _____

7.



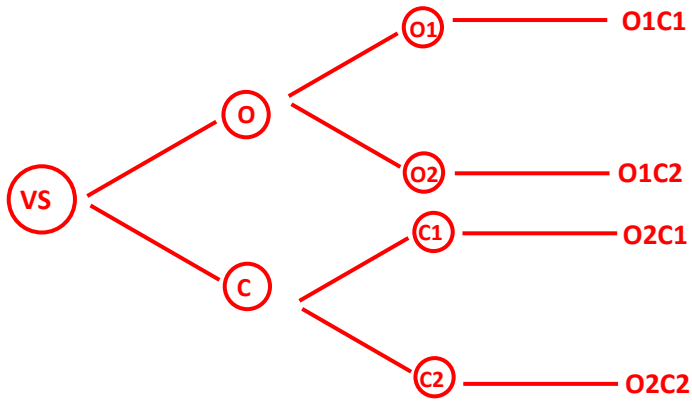
8.



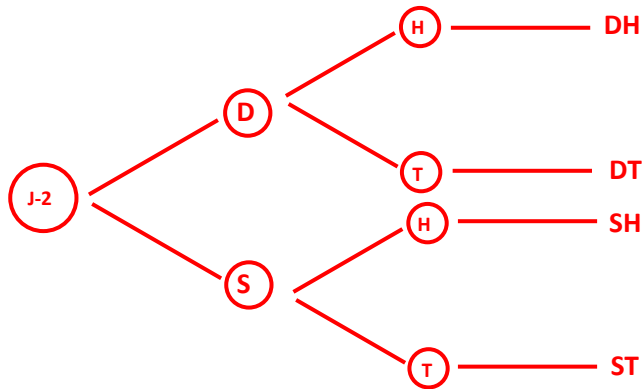
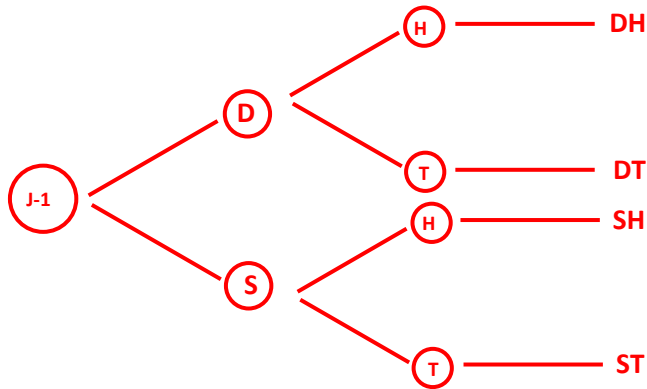
Name: _____

Date _____

9.



10.



Name: _____

Date _____

Topic: Tree Diagrams- Worksheet 5

1. Three colors of bands that are In orange, pink and blue color is sold simultaneously.

Find the outcomes by a tree diagram.
2. Choose between 2 brands of shirt mufti and parada.

The two brands come with a black or white color. Find the outcomes using a tree diagram.
3. Use a tree diagram to choose a coat of XXL size in black color among black and grey coat of three sizes L, XL and XXL.
4. Use a tree diagram to find the number of ways in which three fruits a grape, a melon and a strawberry can be distributed between 2 friends Rex and Tom.
5. A test paper contains questions with the possible answers of: right, wrong.

Draw a tree diagram that represents all the possible answers to 2 questions of this type.
6. Use a tree diagram to find the probability of rolling 3 when a dice is rolled.
7. Use a tree diagram to find the probability of tossing a head when a coin is tossed twice.
8. Rex buys two pizzas. Draw the tree diagram to find the probability that both of his pizza is fresh or stale.
9. Pick a dairy milk and a star from the shop.

There are 2 dairy milk and 2 5star. How many choices are possible?
10. Two ace cards of club and heart are placed on the table. A coin is tossed and one of the aces is chosen simultaneously. Draw a tree diagram to represent the possible outcomes.

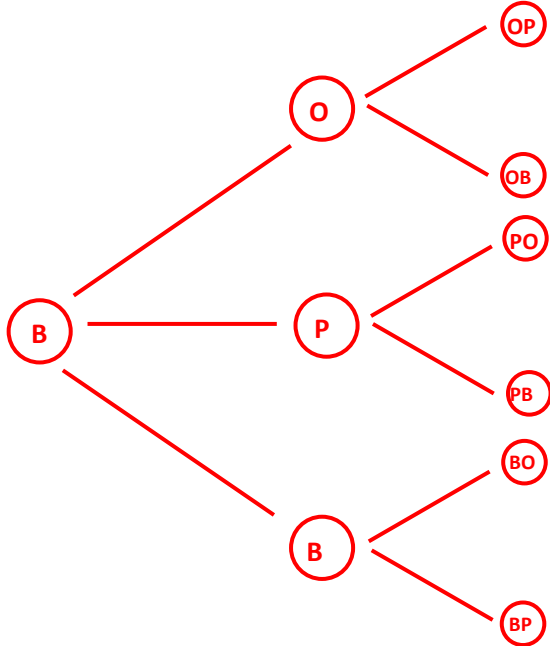


Name: _____

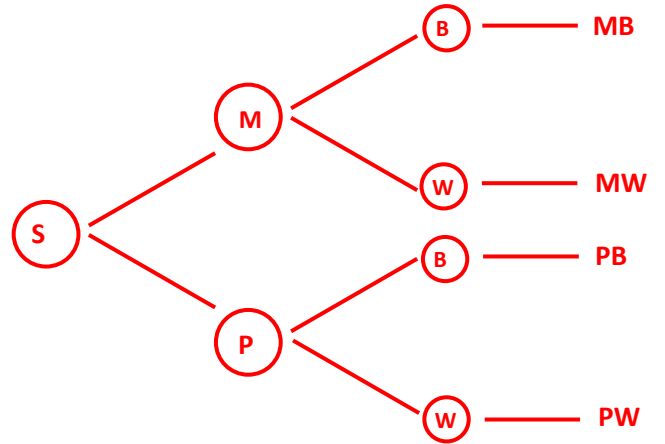
Date _____

Topic: Tree Diagrams- Worksheet 5 **ANSWERS**

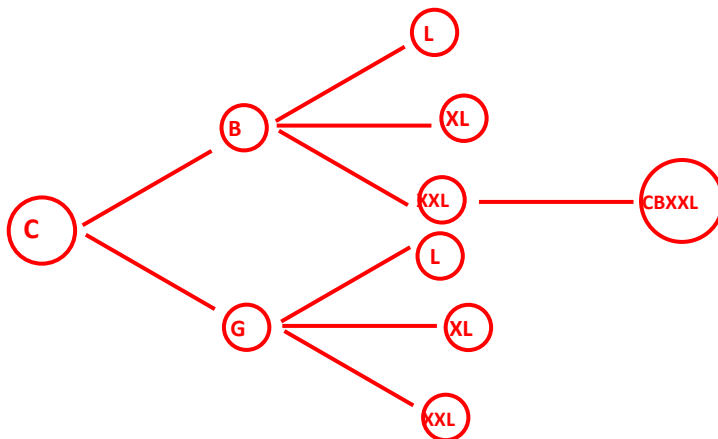
1.



2.



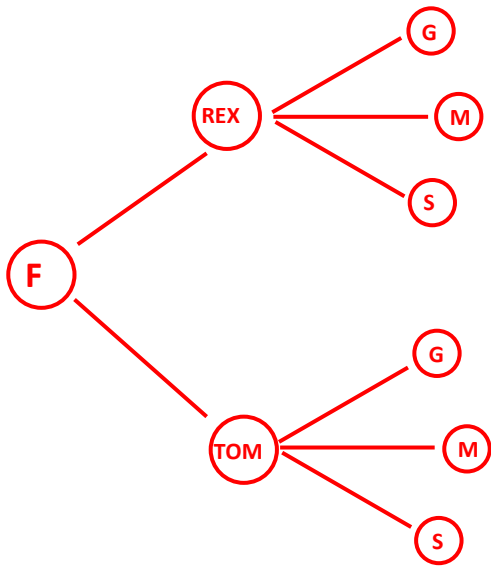
3.



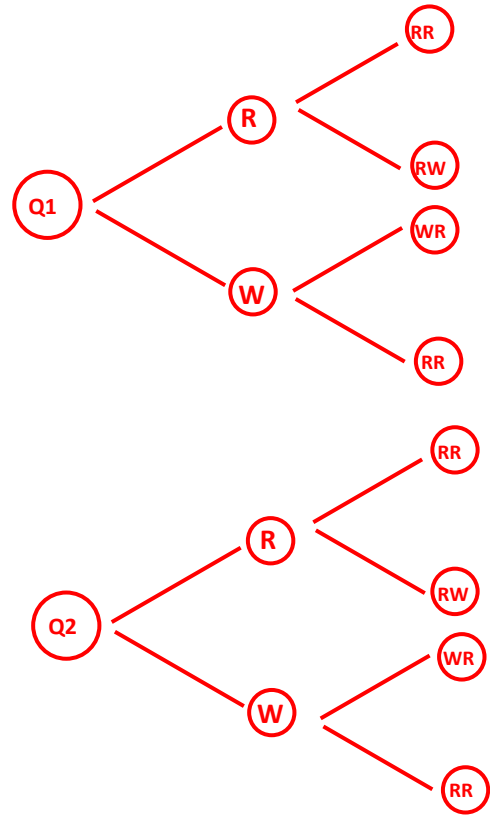
Name: _____

Date _____

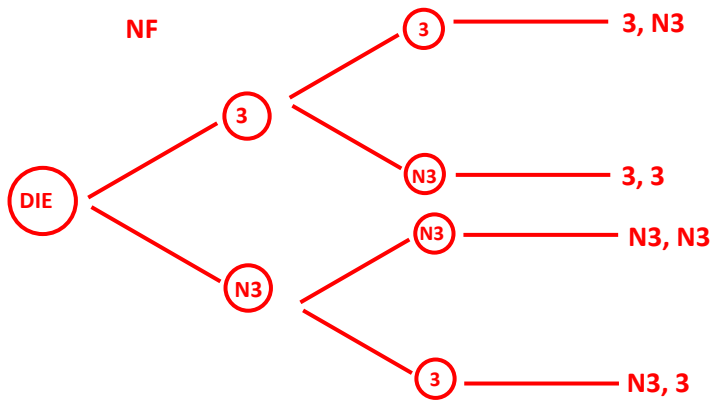
4.



5.



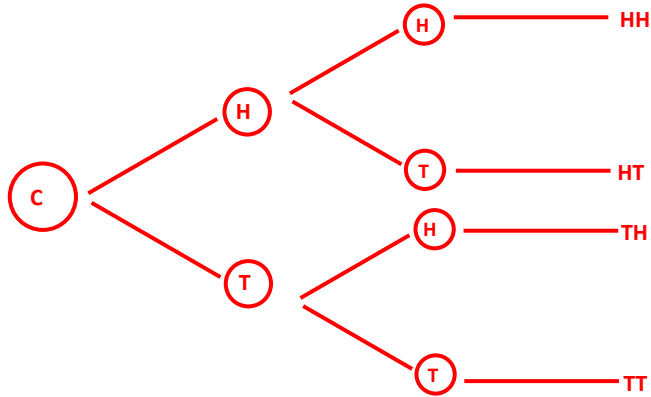
6.



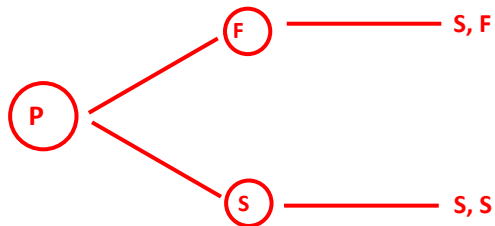
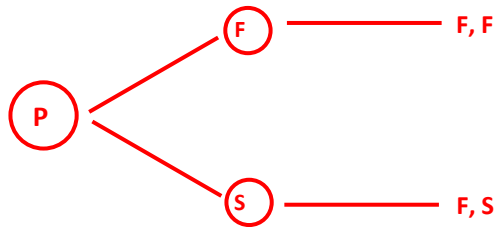
Name: _____

Date _____

7.



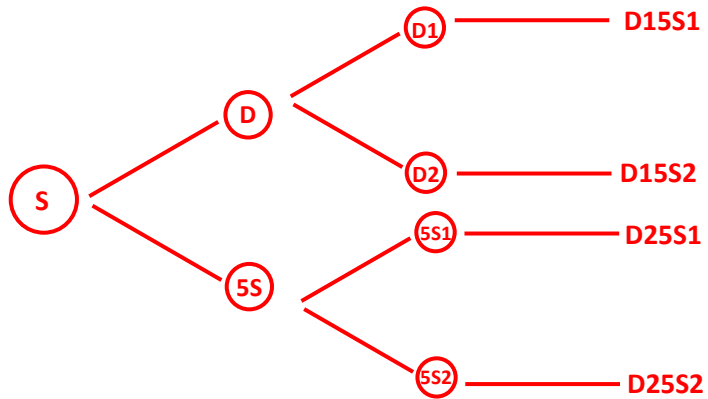
8.



Name: _____

Date _____

9.



10.

