

## Logging in to Naviance (Staff and Students)

1. Go to <https://launchpad.classlink.com/cbsd>
2. Click the **Sign In** button
4. Click on the **Naviance Icon**



3. Enter your @CBSD.org staff email address, and password and click **Sign In**




Sign in with your organizational account




Sign in

Please sign in using your @cbsd.org or @student.cbsd.org E-Mail address. [Click here](#) for more information. If you are having trouble logging in, you can try resetting your password by [clicking this link](#)



You will then be logged into Naviance.

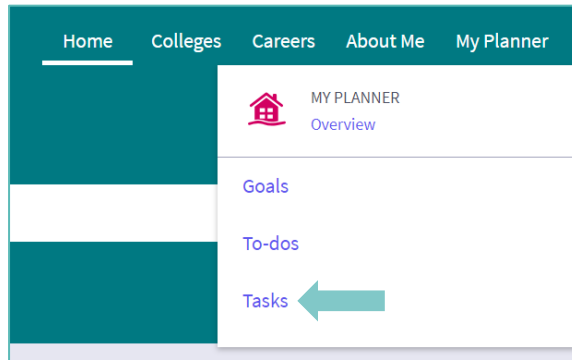




# Seventh Grade Scope and Sequence

## Naviance Scavenger Hunt

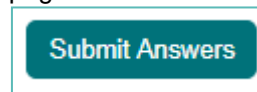
1. From your Naviance Student homepage, click **My Planner** and then **Tasks** in the top right corner.



2. From the Task page, click the task titled **Naviance Scavenger Hunt**.
3. Locate the “completion trigger” in the top right corner indicated by the pink arrow.



4. Click the text, **complete the Naviance Scavenger Hunt survey** to go to the survey page.
5. Once you have answered all of the required questions (marked by an asterisk and in red) click “Submit Answers” at the bottom of the page.

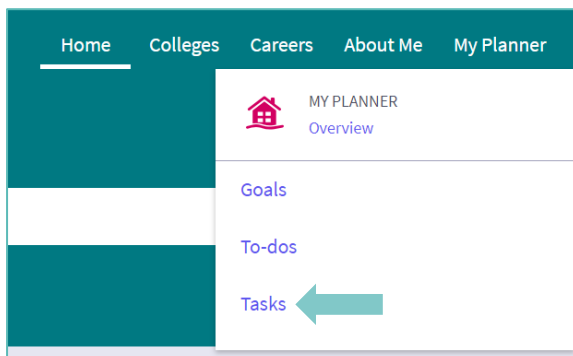


6. Submitting the survey will mark the task as complete.

## Create Academic and Personal/Social SMART Goals for

### 7<sup>th</sup> Grade

- From your Naviance Student homepage, click **My Planner** and then **Tasks** in the top right corner.



- From the Task page, click the task titled **Create an Academic and Personal/Social SMART Goal**.
- Locate the “completion trigger” in the top right corner indicated by the pink arrow.



- Click the text, **create both goals** to go to the Goals page.
- Locate the goal category titled **Academic and Personal/Social SMART Goal**.
- Click the box **Add new Academic and Personal/Social SMART Goal**.

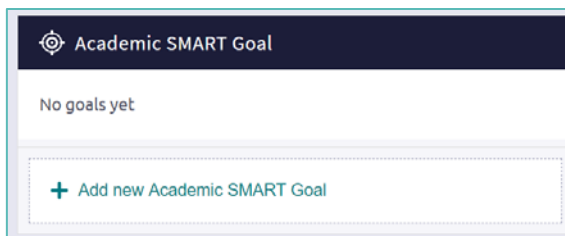
- Fill in the SMART goal box adding your academic goal at the top and writing how your goal fulfills the “SMART” format. *Remember: a SMART goal is Specific, Measurable, Achievable, Relevant, and Timely!*

 A screenshot of the 'Add Goal' form. The form is titled 'Add Goal' and has a 'Cancel' button on the left and an 'Instructions' icon on the right. The form contains several sections:
 

- Academic SMART Goal**: A section header.
- My Goal is: (required)**: A text input field containing 'I will get all As in my core academic classes for semester 2 of 9th grade'.
- Specific: What specific things will you accomplish?**: A text input field containing 'Get all As'.
- Measurable: How will you know when you have achieved this goal?**: A text input field containing 'All As on my semester 2 report card'.
- Achievable: Is this goal realistic? Do you have the tools you need to achieve it?**: A text input field containing 'I had all but 1 A last semester - I only need to improve math!'.
- Relevant: Why is this goal important in your life?**: A text input field containing 'I need to make honor roll to go on a special trip with mom and dad'.
- Timely: When can you achieve this goal?**: A text input field containing 'By semester 2'.

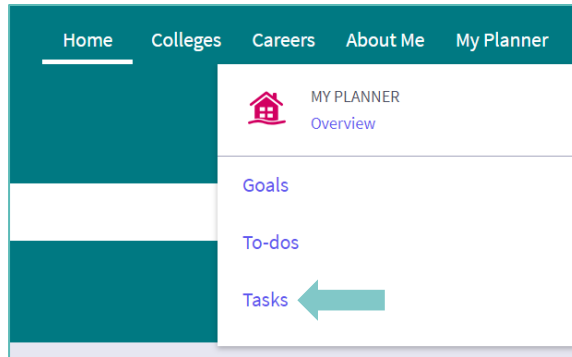
 At the bottom of the form is a teal 'ADD' button.

- Click **Add** at the bottom of the goal box to add your goal and complete the task!



## Traits of an Entrepreneur Activity

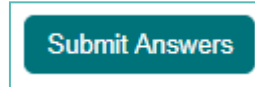
1. From your Naviance Student homepage, click **My Planner** and then **Tasks** in the top right corner.



2. From the Task page, click the task titled **Traits of an Entrepreneur**.
3. Locate the “completion trigger” in the top right corner indicated by the pink arrow.

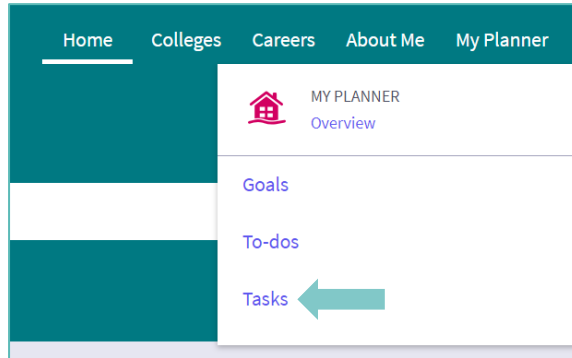


4. Click the text and view videos on Traits of an Entrepreneur.
5. Once you have answered all of the required questions (marked by an asterisk and in red) click “Submit Answers” at the bottom of the page.



## Traits of an Entrepreneur Reflection

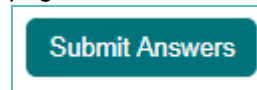
1. From your Naviance Student homepage, click **My Planner** and then **Tasks** in the top right corner.



2. From the Task page, click the task titled Traits of an Entrepreneur Reflection.
3. Locate the “completion trigger” in the top right corner indicated by the pink arrow.



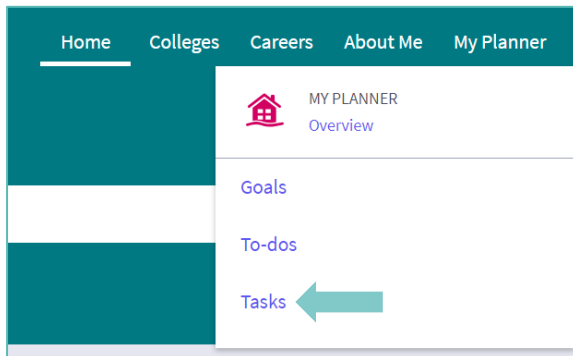
4. Click the text, **complete the Traits of an Entrepreneur Reflection** to go to the survey page.
5. Once you have answered all of the required questions (marked by an asterisk and in red) click “Submit Answers” at the bottom of the page.




6. Submitting the survey will mark the as complete.

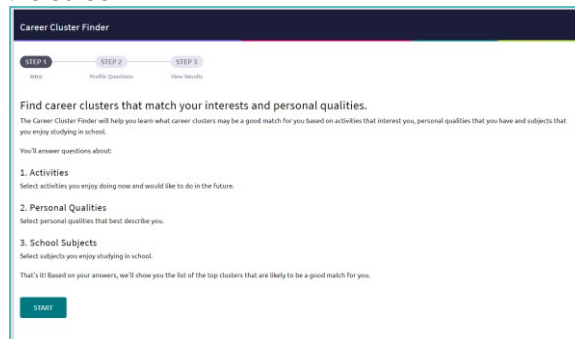
## Complete Career Cluster Finder Assessment

- From your Naviance Student homepage, click **My Planner** and then **Tasks** in the top right corner.

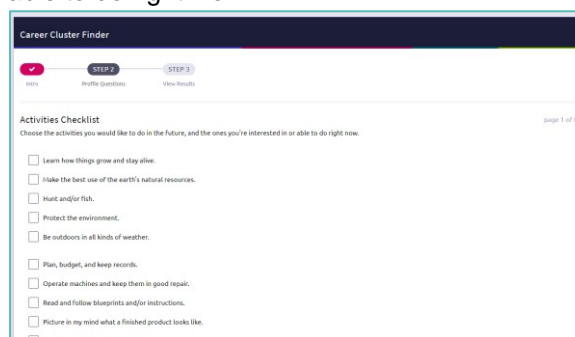


- From the Task page, click the task titled **Complete Career Cluster Finder**.
  - Locate the “completion trigger” in the top right corner indicated by the pink arrow.
- 
- Click the text, **complete the Career Cluster Finder survey** to go to the assessment page.
  - On the Career Cluster Finder assessment screen, read over the directions. When you're ready to begin, click **start** at the bottom of

the screen.



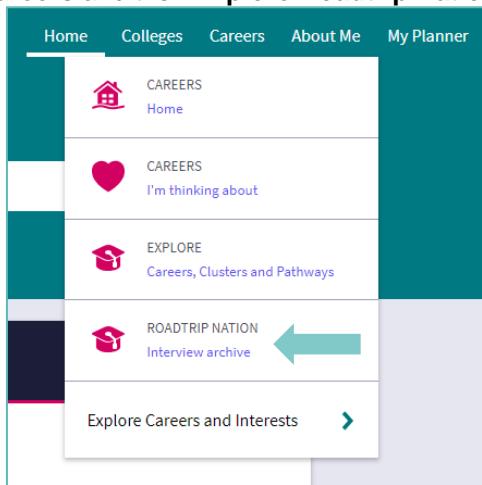
- On each page, **check off activities** you would like to do in the future, the school subjects you are interested in, or activities able to do right now.



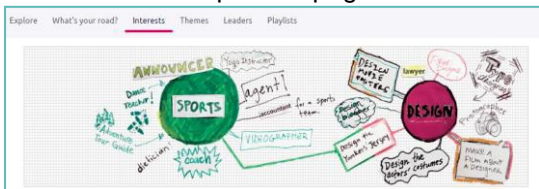
- At the bottom of each page click **Continue** to move on to the next page.
- At the final page, click **Results** to view your top career clusters.
- Viewing your results marks the task as complete! Remember to click the heart icon to save top career clusters to your favorites page.

## Complete Roadtrip Nation Entrepreneurship Activity

- From your Naviance Student homepage, click **Careers** and then **Explore Roadtrip Nation**.

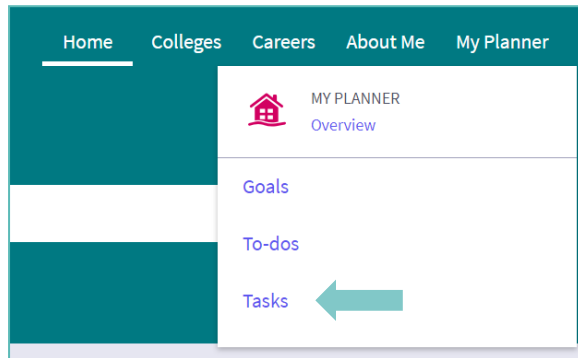



- On the Roadtrip Nation page, click the **Interests** at the top of the page.

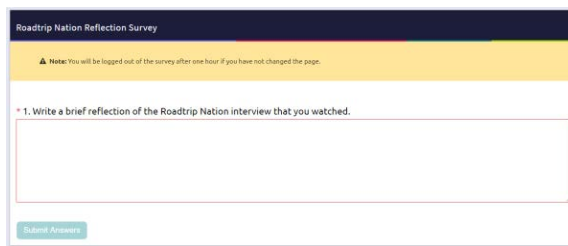


- Click on the circle titled **Entrepreneurship**.
- Click on a leader's profile page to learn more about their journey. You can read about the leader in their biography or scroll to the bottom of the page to watch their full interview with students just like you.
- After you have viewed at least one leader video in the Entrepreneurship category, click **My Planner** and then **Tasks** in the top right

corner.



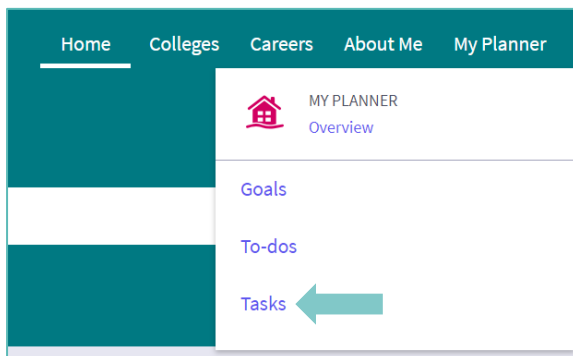
- From the Task page, click the task titled **Roadtrip Nation Entrepreneurship Reflection**
  - Locate the “completion trigger” in the top right corner indicated by the pink arrow.
- 
- Click the text, **take this survey** to go to the survey page.
  - Answer the reflection question and click **Submit Answers** to finish the survey and mark the task complete.





## Create Academic and Personal/Social SMART Goals for 8<sup>th</sup> Grade

- From your Naviance Student homepage, click **My Planner** and then **Tasks** in the top right corner.



- From the Task page, click the task titled **Create an Academic and Personal/Social SMART Goal**.
- Locate the “completion trigger” in the top right corner indicated by the pink arrow.



- Click the text, **create a goal** to go to the Goals page.
- Locate the goal category titled **Academic and Personal/Social SMART Goal**.
- Click the box **Add new Academic and Personal/Social SMART Goal**.

- Fill in the SMART goal box adding your academic goal at the top and writing how your goal fulfills the “SMART” format. *Remember: a SMART goal is Specific, Measurable, Achievable, Relevant, and Timely!*

Cancel Add Goal Instructions

Academic SMART Goal

**My Goal is: (required)**  
I will get all As in my core academic classes for semester 2 of 9th grade

**Specific: What specific things will you accomplish?**  
Get all As

**Measurable: How will you know when you have achieved this goal?**  
All As on my semester 2 report card

**Achievable: Is this goal realistic? Do you have the tools you need to achieve it?**  
I had all but 1 A last semester - I only need to improve math!

**Relevant: Why is this goal important in your life?**  
I need to make honor roll to go on a special trip with mom and dad

**Timely: When can you achieve this goal?**  
By semester 2

ADD

- Click **Add** at the bottom of the goal box to add your goal and complete the task!

Academic SMART Goal

No goals yet

+ Add new Academic SMART Goal



