






# Accessing CB Approved Technology at Home

## Personal Technology Information

<b>My Name</b> _____	<b>My Teacher's Website</b> www.cbsd.org/khauck	<b>My Teacher's Email</b> khauck@cbsd.org
<b>My email address</b> _____@student.cbsd.org		<b>My password</b> _____

## Distance Learning Technology Options

App/Website name	User Information	Reminders
<b>BrainPop</b>  www.brainpop.com	Bridge Valley User Name: <b>Cbucks</b> Password: <b>Cbuck</b>	
<b>Epic!</b>  App Store Download	Teacher Login Code: <b>skp1157</b>	Free student access to this app is during the school day hours of 8:00am – 3:00pm
<b>TCI</b>  Access through Clever	No password or code needed  You may use the textbook sent home, or access through this online resource.	<b>On the computer</b> Go to www.myapps.microsoft.com Log in Click on your Clever tile Click on the TCI tile
<b>Seesaw</b>  <b>CLASS</b> App Store Download Seesaw Class <b>Website</b> Use <i>Clever Tile</i> (see notes)	 <b>QR Code if needed to log in</b>	This QR Code is for our class only. <b>On a device</b> Open SeeSaw Scan QR Code  <b>On the computer</b> Go to myapps.microsoft.com Log in Click on your Clever tile Click on the Seesaw tile

