


# Welcome to Snow School!




## Day 1

Your assignments today require that you get  
outside **IN** the snow!


You will:

- write a poem about snow using sensory details.
- test your reading stamina by getting cozy by a window with a view of the snow for independent reading.
- compare and contrast a snowy day and a sunny day.
- measure the snow using a ruler and record the time each time you take a measurement.
- observe the sky and record your observations.



# Sensory Details in the Snow

What did you...?



# Poetry

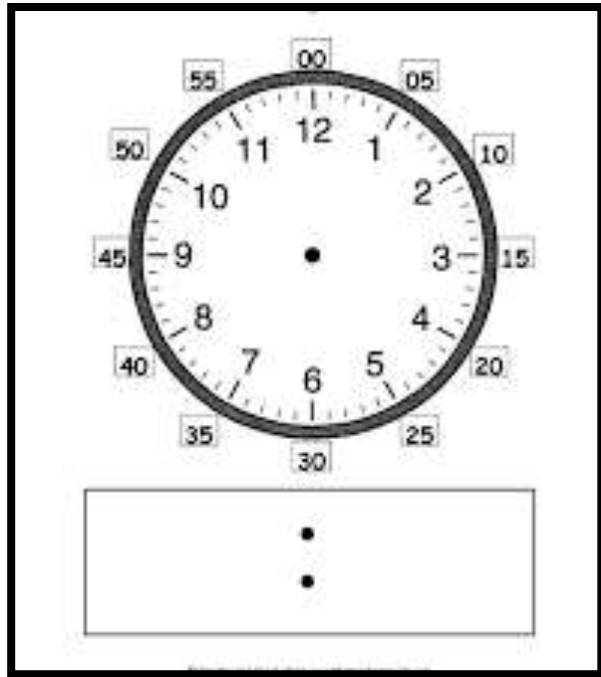
Use the space below to write a poem about snow based on your observations.

Remember you hold the power as the poet.

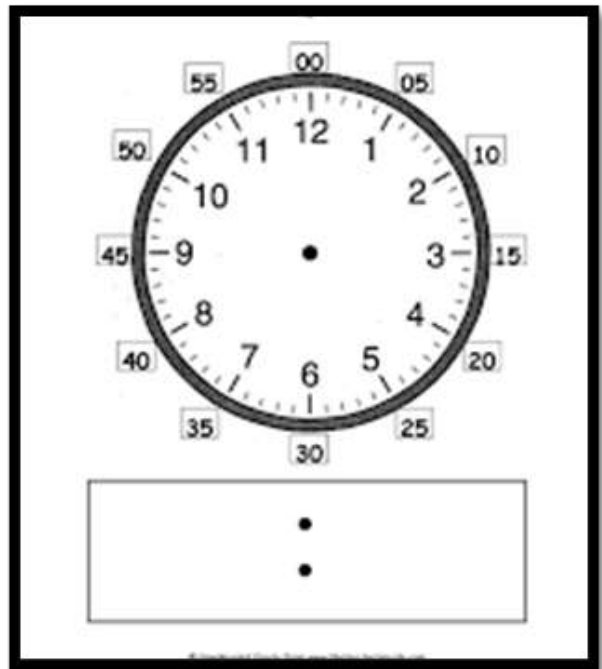
Paint a picture with your words!

When you're cold and need time to warm up, find the book you picked for your snow day reading pleasure and a window to read by. Use the clocks below to record the time you started reading and then when you finished.

Reading stamina is important to a reader's success, and there's no better time to improve your stamina than a snow day!



**Starting Time**



**Ending Time**



# Let's Compare and Contrast!

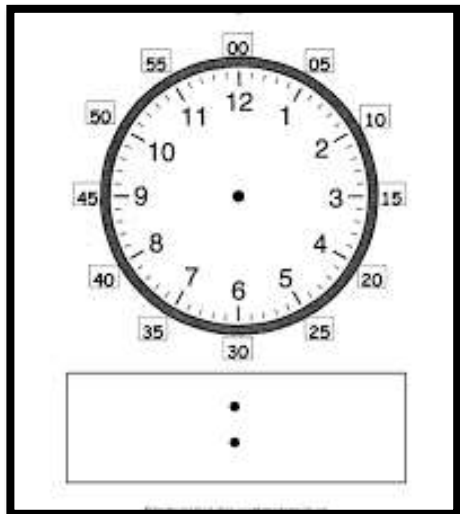
Use the chart below to find the similarities and differences between snowy days and sunny days!

Questions	Snowy Day	Sunny Day	Alike	Different
What clothes do you wear outside?				
What things do you do for fun?				
Where do you sleep?				
What do you eat for breakfast?				

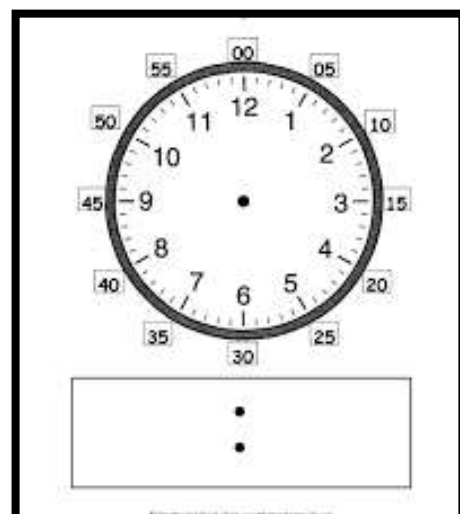


# Let's Measure the Snow!

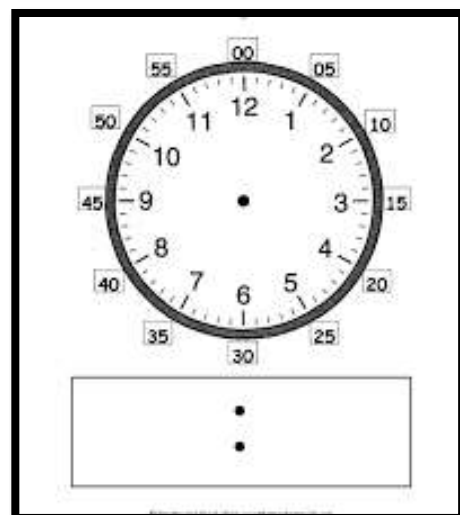
Use the ruler in your envelope to measure the snowfall throughout the day. Record the time each time you take a measurement. Use inches to measure the height of the snow.



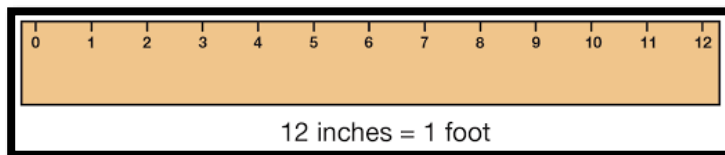
\_\_\_\_\_ inches



\_\_\_\_\_ inches



\_\_\_\_\_ inches





# Let's Observe the Sky!

This year, and for some, last school year, you have spent time observing the sky! You have already studied the sun and moon during science. Use your observation skills to note what you observe in the sky today. Be sure to use drawings and words to record what you see!