






# Westward Expansion

## Historical Fiction Story Book







**Directions:** Using the notes you have gathered during your webquest as well as your social studies text book, you will write a historical fiction story. Your story will have characters and a story plot based on the problems and events that took place during western expansion. Using Powerpoint, you will create a story book to show and illustrate your story. Your book will be graded according to the rubric on the next page.

# Fiction Domain Scoring Guide

Domain	FOCUS	CONTENT	ORGANIZATION	STYLE	CONVENTIONS
<b>Advanced 4</b>	<p>ALL story ideas make a point (theme) and the point or purpose is clear. The point of view is very consistent and strengthens the plot.</p> 	<p>The plot, characters, and setting are well developed. Dialogue enhances action, moves the plot forward, reveals character, and seems natural.</p>  <p style="text-align: center;"><i>Delicious Details</i></p>	<p>The plot has a beginning, middle, and end and draws the reader to the climax of the story. Well defined paragraphs that contain skillful use of transition words and phrases to clearly present their story. Opening invites the reader into the story.</p> <p><b>"The flow and ideas of this story are VERY CLEAR"</b></p>	<p>A STRONG writer voice is created by successfully using descriptive language, SOPHISTICATED literary devices (similes, metaphors, alliteration, personification, onomatopoeia), and a wide variety of sentence structures. Imagery enlivens the story.</p> <p><b>"Wow! That was beautiful! Your story puts a lot of colorful pictures in the reader's head."</b></p>	<p>Few errors</p> <ul style="list-style-type: none"> <li><input type="checkbox"/> Complete Sentences</li> <li><input type="checkbox"/> Grammar</li> <li><input type="checkbox"/> Verb Tense</li> <li><input type="checkbox"/> Capitals</li> <li><input type="checkbox"/> Punctuation</li> <li><input type="checkbox"/> Paragraph(s) indented</li> <li><input type="checkbox"/> Spelling</li> </ul> <p style="text-align: center;"><b>"Close to perfection"</b></p>
<b>Proficient 3</b>	<p>MOST story ideas make a point (theme) and the point or purpose is clear. A point of view is given.</p> 	<p>The plot, characters, and setting are provided. Dialogue gives a sense of the characters and develops the plot.</p>  <p style="text-align: center;"><i>Sprinkles of Details</i></p>	<p>The plot has a beginning, middle, and end. Ideas are presented in logical order using paragraphs that transition</p> <p><b>"The flow of ideas makes this story a pleasure to read"</b></p>	<p>A writer voice is created by using descriptive language, literary devices, and a variety of sentence structure.</p> <p><b>"This story was enjoyable to read."</b></p>	<p>Some errors</p> <ul style="list-style-type: none"> <li><input type="checkbox"/> Complete Sentences</li> <li><input type="checkbox"/> Grammar</li> <li><input type="checkbox"/> Verb Tense</li> <li><input type="checkbox"/> Capitals</li> <li><input type="checkbox"/> Punctuation</li> <li><input type="checkbox"/> Paragraph(s) indented</li> <li><input type="checkbox"/> Spelling</li> </ul> <p style="text-align: center;"><b>"Not perfect yet"</b></p>




<b>Basic 2</b>	<p>SOME story ideas make a point (theme) and the point. The point of view is inconsistent.</p> 	<p>The plot, characters, and setting are not clear. Dialogue does not enhance the plot or characters.</p>  <p style="text-align: center;"><i>Plain Details</i></p>	<p>Some of the plot's beginning, middle, and end are not clear. Ideas are not presented in logical order, but student attempts paragraphs and transitions.</p> <p><b>"The order of events and details makes this story very hard to read."</b></p>	<p>A LIMITED writer voice is created by using some descriptive language and limited variety of sentence structure.</p> <p><b>"I have a tough time reading this with expression."</b></p>	<p>Many errors</p> <ul style="list-style-type: none"> <li><input type="checkbox"/> Complete Sentences (many fragments)</li> <li><input type="checkbox"/> Grammar</li> <li><input type="checkbox"/> Verb Tense</li> <li><input type="checkbox"/> Capitals</li> <li><input type="checkbox"/> Punctuation</li> <li><input type="checkbox"/> Paragraph(s) indented</li> <li><input type="checkbox"/> Spelling</li> </ul> <p style="text-align: center;"><b>"There are enough mistakes that make it hard to read this story."</b></p>
<b>Below Basic 1</b>	<p>Few or no story ideas make a point (theme) and the point. The point of view is not clear.</p> 	<p>The plot, characters, and setting are not developed</p>  <p style="text-align: center;"><i>Few Details</i></p>	<p>Story Ideas are presented without order, paragraphs, or transitions.</p> <p><b>"I am really confused. I cannot read this story. I cannot follow what you are saying."</b></p>	<p>MINIMAL evidence of writer voice is created as a result of only common words and simple sentences.</p> <p><b>"The ideas are not written to excite the reader in the story"</b></p>	<p>Errors interfere with meaning</p> <ul style="list-style-type: none"> <li><input type="checkbox"/> Complete Sentences (Too many fragments)</li> <li><input type="checkbox"/> Grammar</li> <li><input type="checkbox"/> Verb Tense</li> <li><input type="checkbox"/> Capitals</li> <li><input type="checkbox"/> Punctuation</li> <li><input type="checkbox"/> Paragraph(s) indented</li> <li><input type="checkbox"/> Spelling</li> </ul> <p style="text-align: center;"><b>"I cannot read your story"</b></p>

### Grading Scale:


<b>20... A+</b>	<b>17... B+</b>		
<b>19... A</b>	<b>16... B</b>	<b>14... C</b>	<b>10 - 12... Basic</b>
<b>18... A-</b>	<b>15... B- / C+</b>	<b>13... C-</b>	<b>9-0... Below Basic</b>

### TEACHER THOUGHTS

See comments on your Power Point Story Book. If you would like a copy of the story book sent home, please email me your request at [skelly@cbsd.org](mailto:skelly@cbsd.org)

My Evaluation = 

Mr. Kelly's Evaluation = 

Mr. Kelly's Evaluation = 

My Evaluation = 