

The Pig


The pig put on a wig.

The pig got on a rig.

The pig is very big.

The pig ate a fig.

The pig can not dig.



The Pig


The pig put on a wig.

The pig got on a rig.

The pig is very big.

The pig ate a fig.

The pig can not dig.



Name: _____

ig

DAY ONE

Directions: Glue the matching pictures.

ig

pig

fig

big


dig

rig


wig



big




rig




wig



dig




fig




pig



big




rig




wig



dig



fig



pig

Skill Introduction

ig

DAY TWO



Review Word Family



Word Family Poem

Who remembers what word family we are learning about? That's right! We are learning about the -ig family. Boys and girls, now that we have learned about -ig words, I want to keep working with them so that we can get really good at reading and writing these words. What two letters are at the end of every -ig word? How are -ig words different than the other word families we have learned? How are they the same? Lead students in rereading the poem and stating the -ig words that are in the poem.

-ig Word List:

- dig
- fig
- wig
- pig
- big
- rig

Applying Skill



Word Family Sort



Magnetic Word Building

Well friends, today we are really going to get to work with the -ig family words! Aren't you excited? Before we get started let's sort these cards to match the words with the pictures. Sort the teacher word cards as a class. Great work boys and girls! Now, let's get started building these -ig words! Pass out magnetic letters and boards. Boys and girls, we know that all of our words end with the same two letters, what are those letters? Yes, "i" and "g" please bring those two letters down and get them ready to build words. Now, what letter do we need to build big? That's right! We need a "b." Everyone build big. Great work! Now I want you to build the word pig but make sure you don't move the "i" and the "g" because we will need those for all of the words. Continue to lead the students in building these words: dig, rig, wig, fig.

Letters:

d	w
i	p
g	b
f	r

Independent Practice

Pass out the independent practice worksheet to students. Explain that the students will be able to illustrate their own word family house. The students will read each word and then illustrate pictures to complete the word family house mats.

Name: _____

ig

DAY TWO

Directions: Illustrate each word.

ig

pig

rig

dig

big

wig

fig

Skill Introduction

ig

DAY THREE



Auditory Word Family Work

Boys and girls, today we are going to work on really listening to the -ig family words. Who can remind me what onset and rime is? Today I want to practice breaking up our -ig words so we can hear the onset and rime of each one. I will say a word then you will hold up one hand when you say the onset and another hand when you same the rime. Like this, /p/ /ig/. Ready? Follow up with these words: dig, fig, wig, big, rig.

-ig Word List:

- dig
- fig
- wig
- pig
- big
- rig

Applying Skill



Word Family Easy Reader



Magnetic Word Building

Read the interactive reader to the class. (use projectable) Then reread the interactive reader calling on students (small groups for each page to make sure everyone gets a turn) to read each page. Next, pass out magnetic letters and boards. *Boys and girls, today we are going to work on building the -ig family words again. Today we are experts on the -ig words so we can build each word using all three letters! Are you ready?* Have students build each word: dig, fig, wig, pig, big, rig

Letters:

d	w
i	p
g	b
f	r

Independent Practice

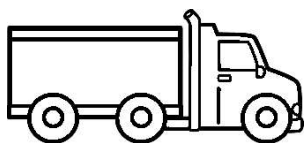



Pass out the independent practice worksheet to students. Explain to the students that they will be building words like they have practiced in the whole group. Give each student the practice sheet and the matching letter tiles. Be sure to emphasize that students should only cut apart one word (three tiles) at a time. Students will glue down the letters to build the word.

Name: _____

ig

DAY THREE

Directions: Build each word.



f	g	i
---	---	---

i	d	g
---	---	---

i	g	r
---	---	---

g	i	p
---	---	---

w	g	i
---	---	---

b	g	i
---	---	---

f	g	i
---	---	---

i	d	g
---	---	---

i	g	r
---	---	---

g	i	p
---	---	---

w	g	i
---	---	---

b	g	i
---	---	---

f	g	i
---	---	---

i	d	g
---	---	---

i	g	r
---	---	---

g	i	p
---	---	---

w	g	i
---	---	---

b	g	i
---	---	---

Skill Introduction

ig

DAY FOUR



Auditory Word Family Work



Word Family Flashcards

Boys and girls, yesterday we found out that all of the -ig family words have the same rime. Today I want to keep practicing onset and rime with you. Call on a student to come help you demonstrate this activity. You will say a word. Then you will clap one hand with your partner as you say the onset and another hand when you say the rime. Do you guys want to give it a try? Follow up with these words: dig, fig, wig, pig, big, rig.

-ig Word List:

- dig
- fig
- wig
- pig
- big
- rig

Applying Skill



Word Family Easy Reader



Word Family Generator



Build Words

Read the interactive reader again, calling on small groups of students to help read each page. Introduce the word family generator and teach students that it is a tool that they will get to make later on. Then lead students in going through the alphabet to try out each consonant and determine if it makes a real word or a nonsense word. *Boys and girls, let's start at the letter "b", if I write a "b," what word did I make? Yes, big. Is that a real word? Sure thing! Now let's try the next letter in the alphabet, what word do I make if I write the letter "c?"* Continue through the alphabet asking if each word is real. Build -ig words on the magnetic boards again.

Letters:

d	w
i	p
g	b
f	r

Independent Practice

Pass out the word family flip book page to each student. Have each student cut out the longer word family strip. Then, the teacher will staple the pieces to create a flip book.

ig

ig

f

d

r

w

b

p

Skill Introduction

ig
DAY FIVE



Interactive Game



Word Family Flashcards

Boys and girls, today we are going to play the word family game!

Introduce the game and explain the rules. Then play the game.

After playing, use the flash cards to review the -ig family words.

-ig Word List:

- dig
- fig
- wig
- pig
- big
- rig

Skill Assessment

Instruct students to write each word on the corresponding line. State the word and read the sentence.

1. Dig - I can dig a hole.
2. Fig - Do you like the fig?
3. Wig - I like the pink wig.
4. Pig - The pig says, "oink".
5. Big - My pants are too big.
6. Rig - That is a big rig!

Applying Skill



Word Family Easy Reader Independently

As students finish the assessment, have them get a book and practice reading it. Once all students have finish pair students up to read to a partner.

Name: _____

/6

ig

DAY FIVE

1. _____

4. _____

2. _____

5. _____

3. _____

6. _____

©TARA WEST

Name: _____

/6

ig

DAY FIVE

1. _____

4. _____

2. _____

5. _____

3. _____

6. _____

©TARA WEST

dig

pig

fig

big

wig

rig

dig

pig

fig

big


wig

rig


dig




fig



wig

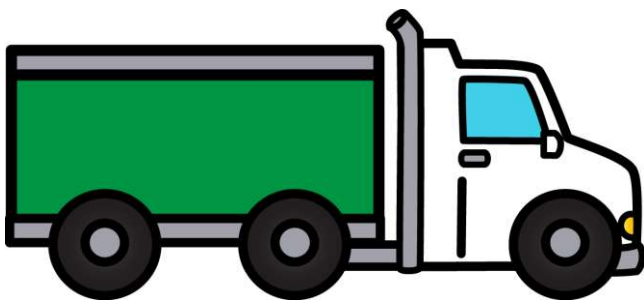




pig



big




rig

dig




fig



wig






pig



big



rig


ig

~~ig~~

ig family




dig



fig



wig



pig



big




rig



ig family




dig



fig



wig



pig



big



rig

m

m