




Where is Little Frog?

Jessica Finch, SLP


This is a short story to help teach positional concepts such as over, under, beside, next to, in front of, and behind to preschool and Kindergarten students. Use the picture cards included to help tell or sequence the story after reading. Thanks so much for downloading and please leave feedback!

Graphics by BabyStar Design at MyGrafico and Goodness and Fun



Use the pictures to tell or sequence the story.

Where is Little Frog?



Can you help Little Ladybug
find Little Frog?



Little Ladybug wants to play with her friend Little Frog, but she can't find him anywhere. Can you help her look?



Little Ladybug thinks Little Frog might be in the park. First, she sees some grass. Put Little Ladybug on the grass. What else is on the grass?



Little Frog was not on the grass. Little Ladybug thinks he might be on top of the mushroom. Help her look. What does she see on top of the mushroom?




Little Frog was not on top of the mushroom. Little Ladybug thinks he might be in front of Little Hedgehog. Help her look. What does she see in front of Little Hedgehog?



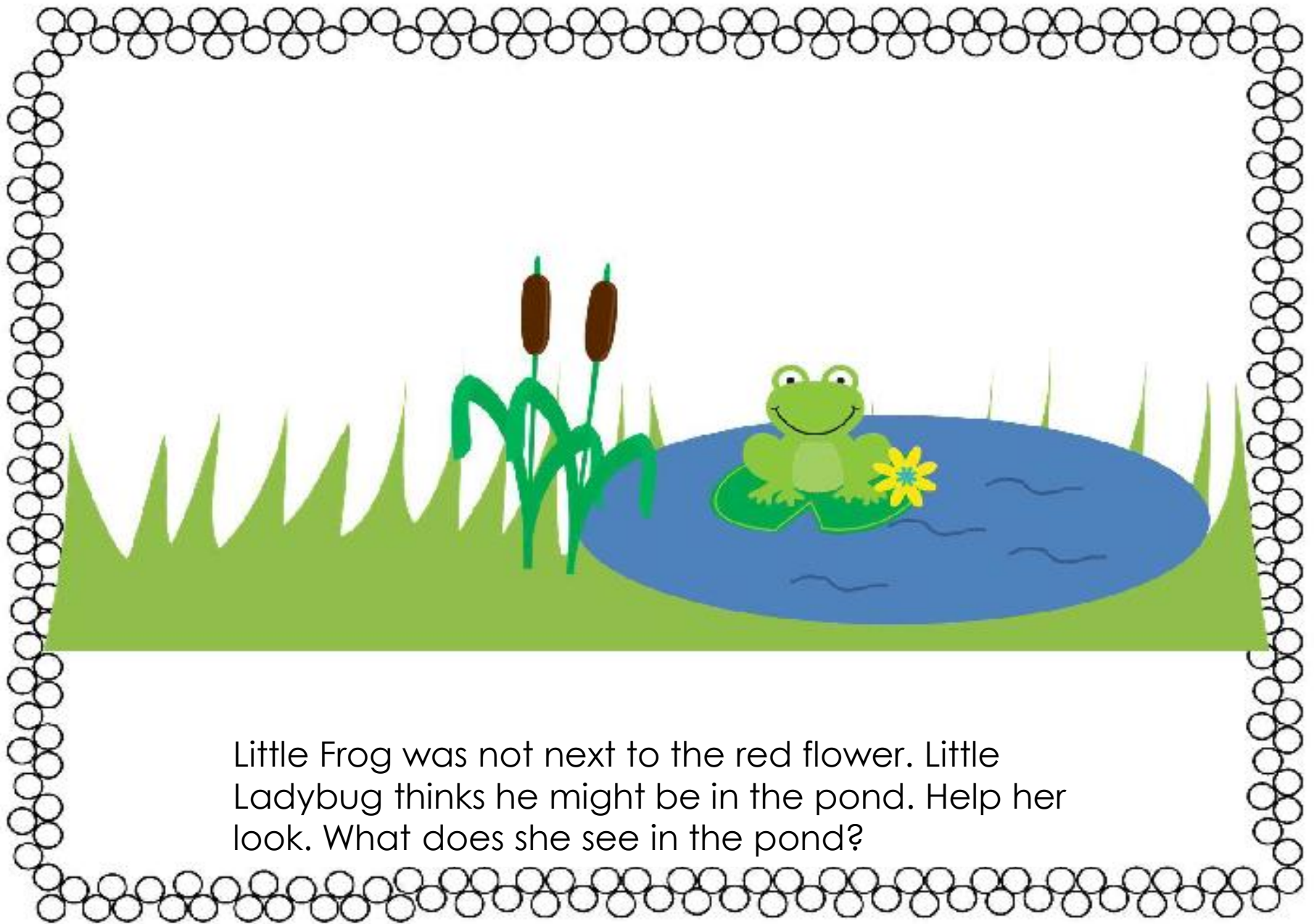
Little Frog was not in front of Little Hedgehog.
Little Ladybug thinks he might be beside the
yellow flower. Help her look. What does she
see beside the yellow flower?



Little Frog was not beside the yellow flower. Little Ladybug thought he might be under Big Ladybug. Help her look. What does she see under Big Ladybug?



Little Frog was not under Big Ladybug. Little Ladybug thinks he might be next to the red flower. Help her look. What does she see next to the red flower?



Little Frog was not next to the red flower. Little Ladybug thinks he might be in the pond. Help her look. What does she see in the pond?



Little Ladybug found Little Frog! Now they can play. Thank you for helping Little Ladybug.