

The Lenagazette

...a paper for the students, by the students.

Winter Issue

Lenape Middle School, Doylestown PA

December 2019

Lenape Peer Leaders take on Muhlenberg College

On Thursday, November 21st, five Lenape student peer leaders—Jack S., Garin M., Riley S., Jackson M., and Liam B.—traveled to Muhlenberg College to take part in the Youth and Prejudice: Reducing Hatred Conference. The students were encouraged to share their own experiences with prejudice and hate in conversations led by a community volunteer professional and current Muhlenberg College students. The program concluded with a keynote address designed to reflect on the day's learning and continue the conversation and respond to prejudice after they leave Muhlenberg's campus.



Lenagazette Contributors

Staff Advisor

Miss Mooradd

Student Journalists

Lauren Burchell

Anna Valmore

Elise Bouvier

Jordan Pollner

Mia Dean

Maddie Rosato

Ella Denicore

Malia Mulcahy

Peyton Weiss

Teddy Quinn

Marieke Neal

Ellie Quinlisk

Katelyn Mills

Upcoming Dates

by Jordan Pollner

December 16th Lenape Band Concert

December 20th Early Dismissal

January 3rd Snow Sports Club

January 8th Open Mic Night

January 20th No School, Martin Luther King Day

January 31st Early Dismissal End of 2nd Marking Period

February 1st Lenape Jazz Festival

February 17th No School, President's Day

March 13th, 14th, & 15th Lenape Spring Musical

Lily Rasnake Wins Mural Contest

After analyzing the art making process and mission of mural artist Kelsey Montague, Ms. Scicluna's PEN Art class discussed the importance of service-based art projects in our community.

Each student designed their own original mural prototype to the dimensions of the art room entrance. PEN students focused on created a design that incorporated Lenape's core values, and uplifting messages for our school community.

Once students completed their prototypes, a class-wide contest was held. The top four prototypes were entered a staff-wide MS Forms ballot at Lenape. Congratulations to Lily Rasnake! Her mural prototype will be painted collaboratively by the class.



Holiday games, crafts, traditions, and more!

by Mia Dean

Looking for something to do over winter break? Try out these activities, which feature many different winter holidays!

Play Dreidel!

- Must have at least 2 players to play
- The ante, or tokens, (such as candy, pennies, dried beans, raisins, or any other small objects) need to be evenly divided among players (10-15 each)



- Players take turns spinning the dreidel, and the player

with the highest spin goes first. Everyone puts one ante into the pot or center. Players take turns spinning and playing along (once around=round).

- At the beginning of each round each player puts one piece into the pot
- Note: the game ends once the players are done playing (all the latkes are gone, or if one person has all tokens).

Nun- means you do nothing during your turn

Gimmel- means you take whatever is in the pot and everyone excluding yourself puts a piece into the pot

Hey- you take half of the pieces in the pot (odd number? Round up)!

Shin- you put a piece into the pot

Decorate a Gingerbread House!

Ingredients:

- Gingerbread cookies or preferable cookies shaped to make a house
- Frostings of your choice
- Candies (gumdrops, gummies, chocolates, sprinkles, candy canes)

Assembly: Glue cookies together with frosting to make a house and let harden in cool area for 20 minutes. Decorate

house by gluing candies on with frosting and let dry in a cool space for 20 minutes.

Make it your own (decorate with frosting). Enjoy and eat!



Paint Adinkra Designs for Kwanzaa!

Supplies: Black paint, wide toothed hair comb, potato, and paper

Assembly: Dip the comb into the black paint and to make a grid. (On the left side of the paper stroke up and down and on the right side do the same. Move the comb left to right on the bottom and on the top on the paper. Make sure the corners overlap). Cut the potato in half and cut it into a desired shape, Dip potato in paint and then stamp on center of paper in the center of the graph.

Make your own Diwali Candles!

Prepare your space with a mat or newspaper and have hot soapy water to clean up wax if spills.

- Find preferred wax and cut up into small chunks
- Boil water halfway full in a medium or large pot
- Put wax chunks into a smaller heat

resistant container and then put into the pot of boiling water (do not put wax directly into boiling water! Put the whole container into the pot)

- Use a food/candy thermometer to measure the temperature of the wax (every wax temperature to melt is different so check package or look online)
- Add scents or coloring (essential oils or specific candle dyes).

- Put a wick in the center of candle mold and pour melted wax slowly into the mold with the wick still in the center, then cool wax for 24 hours.
- Trim the wick to ¼ inches and enjoy!



Build a Pinata for Los Posadas!

1. Fill a paper bag with favorite treats
2. Glue colorful tissue paper that is cut on bottom edges onto the paper bag.
3. Fold the bag and seal it tightly.
4. Attach a string to the folded and sealed part of bag.
5. Hang up the bag and take turns hitting the bag blindfolded until bag rips open and treats fall out!





A Visit to Doylestown's Cat Café by Teddy Quinn


Recently I went to the Cat Café MeWow in Doylestown, and I must say, I truly appreciated my time there. The people who run the café have created a nice space. Even better, the cats there are all adoptable, and that really enhances the appeal. The cats

that are currently up for adoption are Amber, Sapphire, and Penelope. The rest of the cats have their adoptions pending. In addition to cats, the café features coffee, tea and food such as cookies, chocolate lollipops, and other baked goods. They also have gifts that make great presents. They have cat shaped water bottles, pens, toys and more. At MeWow, you can have a drink and visit with the adoptable cats.

If you wish to enter the kitty corral, you must pay \$6. This money goes to all the food and toys the cats use.

You can drink outside of the corral with two greeter cats for free. This is such an entertaining place and on top of that, helps to get the cats adopted. I would highly recommend it to anyone who needs to relax or anyone who loves cats. I rate the service an 8 out of 10. The cats there were all very lighthearted and didn't mind us picking them up. They also managed the space very well and the shop seemed well run.

I asked some students their opinion on cat cafés, and most had never been! This fact was a bit shocking. One person who *has* been to the café said, "This is heaven for anyone who is a cat lover, I highly recommend it." Another person said, "This is a haven for anyone who likes cats or is looking for a furry friend". If you wish to visit the cat café the hours and other information is listed on their website: mewow.cafe.



CANDLES
CHRISTMAS
DIWALI
DREIDEL
GINGERBREAD
HANUKKAH
KWANZAA
LOSPOSADAS
PINATA
SONGS

Word Search
created by Malia
Mulcahy

L E D I E R D D H G E D H K L
L P H N F M K A A E H F K Y E
F O A I Z B L E N R J W L P B
L B Z K G E I R U M V L R D K
S Z W E U D I B K E Y G M W S
T E L L Y B N R K P T G A A K
M T L R D O T E A Y N N D B P
T K Z D M N E G H R Z A I P Q
O O S O N G S N D A S R L P Z
I B A M W A S I A O P G A M K
Z T Z X V W C G P H M T W U V
U Z K C H R I S T M A S I X D
S N Y W U N O N W N V L D X O
Q R Q O J L M F I Q V J D T C
W X P G O R D P O L V K T E A

Peppermint Bark by Elise Bouvier

Ingredients:
25 mini candy canes
4 cups chocolate chips

½ teaspoon
peppermint extract
3 cups white
chocolate chips

Steps:
Place the mini candy canes in a zip top bag and use a rolling pin to crush them into small chunks. Transfer to a medium bowl.

Instructions:
In a separate medium bowl, stir the peppermint extract into the melted chocolate chips. Pour onto a parchment

paper-lined baking sheet and spread evenly with a spatula. Freeze for 5 minutes.

Take the pan out of the freezer and pour the melted white chocolate over the chocolate, spreading evenly with a spatula.

Sprinkle the crushed mini candy canes over the white chocolate.


Freeze for at least 1 hour.

Remove the bark from the freezer and break into pieces. Enjoy!



The Latest in Climate Change

by Lauren Burchell



It's getting colder, and the snow is piling up in some parts of the country. It seems like all is well, the temperature is dropping, but in reality, climate change is occurring. Yes, it seems conflicting that global temperatures are rising while snow is

falling, but in fact, more snow is actually a sign of the atypical heat of the planet evaporating mass amounts of water. For example, large lakes that typically freeze but haven't recently will get partially evaporated. Also, "cold snaps," or a sudden bout of cold weather, can happen because of climate change. A weakening of the polar jet stream, which is where cool air from the Arctic and hot air from the equator collide and create winds, is occurring. The Arctic is heating up faster than the rest of the planet. The difference between the hot and cool air is lessening in intensity, leading to the jet stream becoming less definite. This allows the polar vortex at the top of the planet to leak south, creating colder temperatures in uncommon areas.

The evaporation and the weakening jet stream both explain how warmer temperatures can actually lead to colder winters and more snow.

Feature Recipe:

Holiday Pretzel Hugs

Katelyn Mills & Jordan Pollner

Ingredients:

- Pretzels
- Hershey's Hugs
- M&M's red and green Christmas variety

Instructions:

Place parchment paper on a tray

On the tray put as many pretzels as you want

Unwrap the hugs and place one in the center of each pretzel

Bake at 200 degrees Fahrenheit for 4 to 5 minutes

Immediately press an M&M in the center of the pretzel hug.

Keep the Pretzel hugs in a fridge or freezer until your ready to eat them!



Special Person's Day at Lenape!

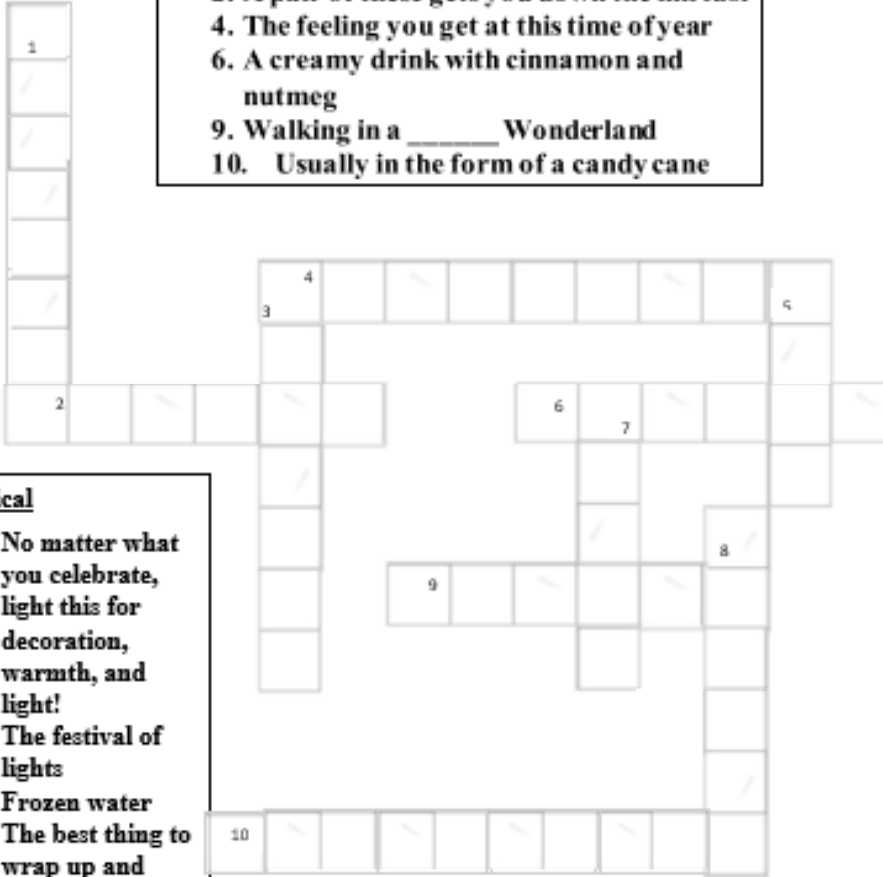
Lenape came together on Friday, December 13th, to celebrate senior citizens. Our Special Persons were greeted by the Lenape ambassadors and ushered to the auditorium, where they were met with Holiday musical performances by our students and the Lenape Music Department. Then, they were invited to enjoy lunch, courtesy of Family Consumer Science students, including conversation and laughter with members of the National Junior Honor Society. Thank you all for another amazing Special Person's Day!



Holiday Crossword created by Ella Denicore

Horizontal

- 2. A pair of these gets you down the hill fast
- 4. The feeling you get at this time of year
- 6. A creamy drink with cinnamon and nutmeg
- 9. Walking in a _____ Wonderland
- 10. Usually in the form of a candy cane



Vertical

- 1. No matter what you celebrate, light this for decoration, warmth, and light!
- 3. The festival of lights
- 5. Frozen water
- 7. The best thing to wrap up and give
- 8. A hanging circle of evergreen

Community Connections

Lenape students collected food for the Local Food Pantry in Doylestown for our Thanksgiving good drive. Over 20 boxes of food items were donated. A special thank you to Mrs. Spiece's students who sorted and boxed everything for delivery, Mrs. Smith, and student council for organizing!



MIT Invents Mini Acrobatic Cheetah Robots by Peyton Weiss

The Massachusetts Institute of Technology recently released a video of their cheetah-like robots that can run, jump, turn, and even flip! These four-legged bots weigh about 20 pounds. (That's about the weight of the average one-year-old). And not to mention that these little guys are military funded, so you can imagine just how state of the art they are, and they aren't just for show. They're "virtually indestructible" according to news articles that are reporting on these astounding inventions. In addition, MIT made not one, not two, but nine, and those are just the mini ones. Many other versions and prototypes have been created as well. They are constantly adding, updating, recoding, and overall improving these spectacular devices. A video of them doing a backflip made headlines in early November, along with another video of them kicking a soccer ball. They even played a full game of soccer! They maneuvered the ball around, and even though a couple toppled over, the game was still extraordinary. In addition to their incredible athletic skills, the Mini Cheetah is created in a way that makes it easy to repair, modify, and fix if necessary. MIT is hoping that this amount of flexibility will make the robots appealing to other researchers who may not otherwise be able to have access to robotics. "A big part of why we built this robot is that it makes it so easy to experiment and just try crazy things, because the robot is super robust and doesn't break easily," Benjamin Katz of MIT's Department of Mechanical Engineering told MIT News. These state-of-the-art pieces of technology are the next step in robotics, engineering, and even overall technology.

Snowflakes twinkle in the weak light
 Cast by the pale sun hidden under a gauzy veil of clouds
 And the Christmas lights shine brighter
 With a rainbow of colors strung from every window and tree
 The spirit of giving is ever-present
 And love shines like through every heart
 Like the fire burning in the chimney
 With friends and family warming up next to it
 And warming up to each other as they see new faces
 And greet new people and hear new laughs
 Much as Santa writes his nice and naughty lists
 Some spread cheer with their thoughtful letters

Cheeks grow rosy in the chill and eyes glow
 So do the candles on the menorah
 The flickering flames filled with quiet strength
 Symbolizing those eight nights long ago
 While there's seven lights on the kinara
 Red, black, and green columns stand tall
 Branches are bare, save for a blanket of white
 That also hides the grass from the boots of children
 Who tumble down snowy slopes without a second thought
 As their joy outlasts any chill in the air.

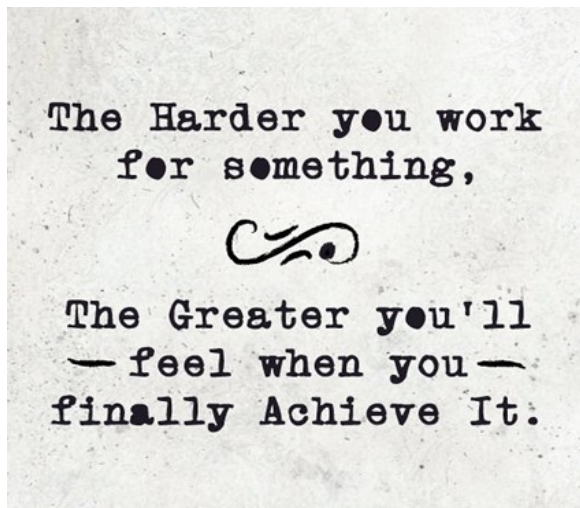
Poem written by Lauren Burchell





















Have Fun and Relax by Crocheting with Friends!

by Maddie Rosato When I joined Crochet Club, I had no idea at all how to crochet. I thought it would be very complicated and take me at least a month to learn. Instead, there was two easy stiches that took me about 10-20 minutes each to learn. The Crochet Club members are willing and eager to help and teach you. Mrs. Happ is a phenomenal advisor. We have a surplus of yarn and we keep getting so many donations! If you want to learn more patterns, ask for help or look it up, there are many amazing videos. You wouldn't believe all the things you can learn based on two simple stitches! Crochet Club is fun, simple, and a good way to spend your time. Hope to see you there on Tuesdays with Mrs. Happ in room 336 from 2:30 to 3:45!

Common Misconceptions: Crochet, pronounced "crow-shay", is commonly mistaken for a game or sport! Some other results from a form I sent out to students read, "sewing or knitting" or "weaving?" Crocheting makes textiles using a hook and interlacing yard and derives from the French term "crochet," meaning small hook. Members of the crochet club tell you more: "Crochet is relaxing, and the next thing you know, half the day is gone." - Lenape student, Victor ; "It's a lifelong skill that you can pass on through generations. All skill levels are welcome [to join], we will teach you how to crochet." - Mrs. Happ (advisor) ; "I came to meet new people and help out. It's relaxing." - Mrs. A. ; "Crochet is really relaxing." - Lenape student, Gabrielle; "Crochet is really fun; I could just sit there and crochet all day. It makes me really proud when I finish a project, because it usually takes a while to make things (maybe a week or two, it depends on what you're making), but it's definitely worth it." -Lenape student, Maddie R.

Precept
 Designs by
 Anna Valmore



You Have     
 in your head and **FEET**
 in your shoes, you can
         yourself in any
way that you choose.
 -      

Newbery Medal Winners of the Decade!

By Malia Mulcahy

- 2019- *Merci Suarez Changes Gears* by Meg Medina
- 2018- *Hello, Universe* by Erin Entrada Kelly
- 2017- *The Girl Who Drank the Moon* by Kelly Barnhill
- 2016- *Last Stop on Market Street* by Matt De la Pena

- 2015- *The Crossover* by Kwame Alexander
- 2014- *Flora & Ulysses* by Kate DiCamillo
- 2013- *The One and Only Ivan* by Katherine Applegate
- 2012- *Dead End in Norvelt* by Jack Gantos
- 2011- *Moon over Manifest* by Clare Vanderpool
- 2010- *When You Reach Me* by Rebecca Stead

Like critiquing books, movies, or video games? Email your review to cmooradd@cbsd.org