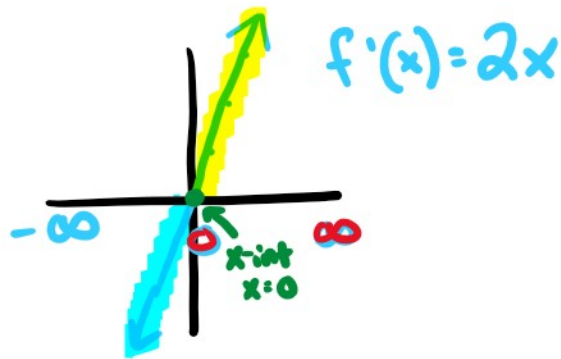
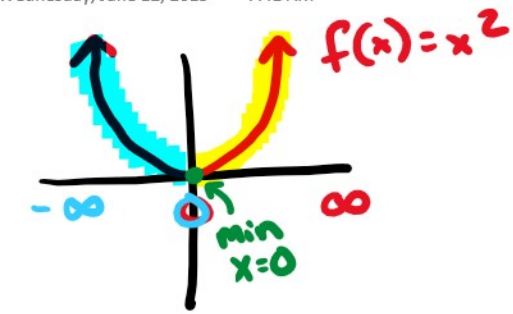


# 3.9 Derivatives & Graphs

Wednesday, June 12, 2019 7:41 AM

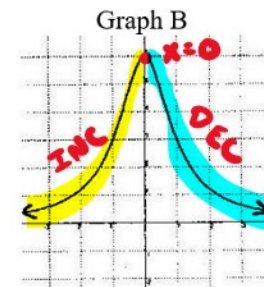
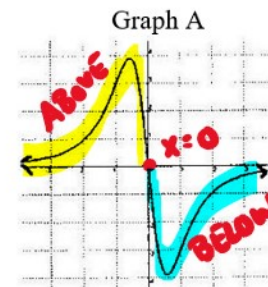
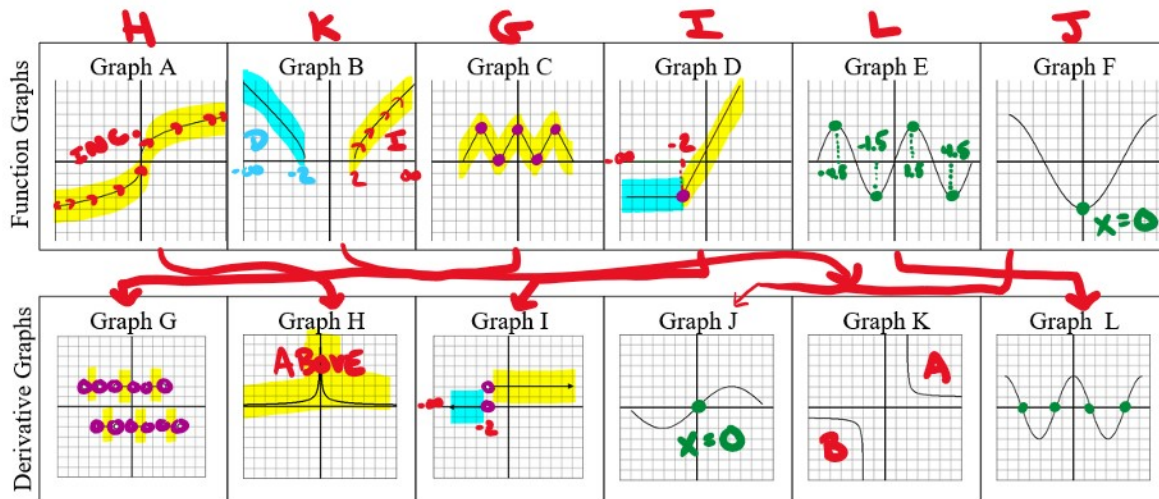


## Function Graph Properties

- Increasing
- Decreasing
- Constant
- Linear (straight line)
- Maximum/Minimum
- Hole, VA, sharp point

## Derivative Graph Properties

- Positive (above x-axis)
- Negative (below x-axis)
- Zero (on x-axis)
- Horizontal
- X-intercept
- Discontinuity (hole)



~~FUNCTION~~  
~~DERIVATIVE~~

~~FUNCTION~~  
~~DERIVATIVE~~

~~BOTH~~