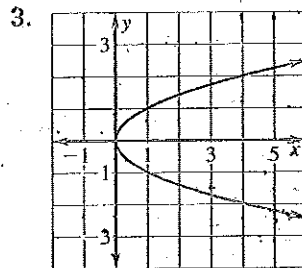
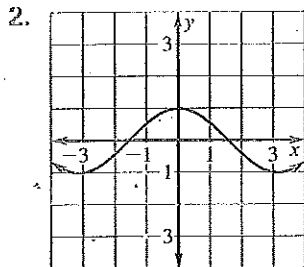
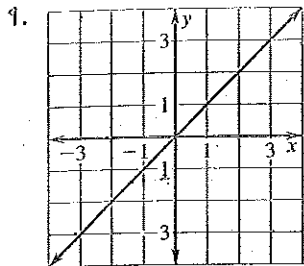


Practice A

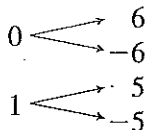
For use with pages 256–262

Decide whether the graph represents y as a function of x . Explain your reasoning.

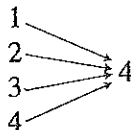


Decide whether the relation is a function. If it is a function, give the domain and the range.

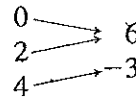
4. Input Output



5. Input Output



6. Input Output



Evaluate the function when $x = 3$, $x = 0$, and $x = -2$.

7. $f(x) = x$

8. $h(x) = x + 7$

9. $g(x) = x - 2$

10. $g(x) = 3x$

11. $g(x) = 4x - 1$

12. $h(x) = 1.2x$

13. $f(x) = 1.5x - 2$

14. $h(x) = -4x + \frac{1}{2}$

15. $f(x) = \frac{1}{3}x + \frac{2}{3}$

Graph the function.

16. $f(x) = x - 7$

17. $g(x) = 5x$

18. $h(x) = 2x + 1$

19. $g(x) = -4$

20. $f(x) = \frac{1}{2}x - 4$

21. $h(x) = -\frac{2}{5}x + 1$

Decide whether the relation is a function. If it is a function, give the domain and the range.

22.

Input Year	Output Attendance
1996	215
1997	297
1998	412
1999	690
2000	1043

23.

Input Temperature (°F)	Output Date
72°	June 8
74°	June 9
68°	June 10
70°	June 11
70°	June 12

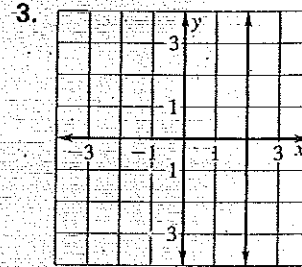
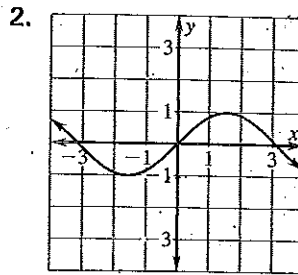
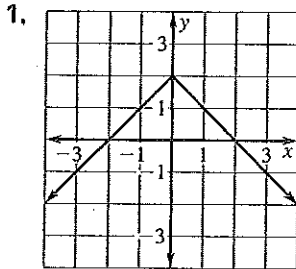
24.

Input Area Code	Output ZIP code
907	99801
916	94203
916	94204
850	32306
217	62706

Practice B

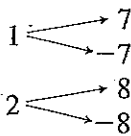
For use with pages 256–262

Decide whether the graph represents y as a function of x . Explain your reasoning.

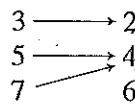


Decide whether the relation is a function. If it is a function, give the domain and the range.


4. Input Output



5. Input Output



6. Input Output



Evaluate the function when $x = 3$, $x = 0$, and $x = -2$.

7. $f(x) = 2x - 5$

8. $h(x) = 6x + 2$

9. $g(x) = 2.4x$

10. $f(x) = 0.5x + 12$

11. $h(x) = \frac{2}{3}x - 1$

12. $f(x) = \frac{3}{5}x + 2$

Graph the function.

13. $f(x) = -4x + 3$

14. $g(x) = 2x - 5$

15. $h(x) = -3x - 1$

16. $g(x) = \frac{1}{4}x + 2$

17. $f(x) = -\frac{2}{3}x - 3$

18. $h(x) = -x + 4$

Find the slope of the graph of the linear function f .

19. $f(2) = 4, f(0) = 6$

20. $f(1) = 3, f(3) = 7$

21. $f(-2) = 2, f(0) = -4$

22. $f(-1) = -4, f(-2) = 0$

23. $f(-3) = 7, f(2) = -3$

24. $f(-4) = -1, f(3) = 5$

25. **Football Attendance** The table gives the attendance at a football championship for five consecutive years. Is attendance a function of the number of years since 1993? Why, or why not?

Years since 1993	1	2	3	4	5
Attendance	72,817	74,107	76,347	72,301	68,912

LESSON 4.8