


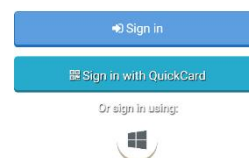
Accessing your Algebra Textbook Online

Here are some things you can do when you access your textbook online


- ✓ Complete homework
- ✓ Watch tutorials on the day's lesson
- ✓ Review vocabulary
- ✓ Locate extra practice
- ✓ Self-assess using free quizzes
- ✓ Utilize virtual manipulatives of mathematical concepts

Directions

1. Open an "Edge"  web browser and "Sign In" to ClassLink/MyCBSD (<https://launchpad.classlink.com/cbsd>) using your CBSD email address and password.



2. Once logged in, click the ConnectED icon



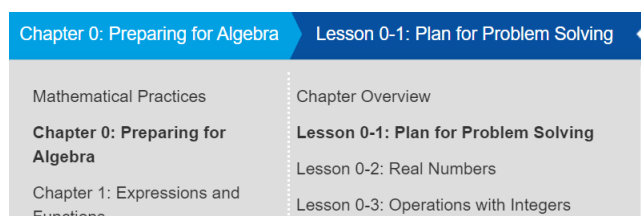
3. Click on "Algebra 1".



4. In the homepage, you can choose the Chapter and Lesson.

Chapter 1: T... Lesson 2: ...▶

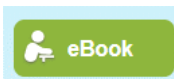
First choose the chapter and then the lesson you are learning:



5. Under "Lesson Resources" on the top/right, you'll see clickable icons for vocabulary, tutorials, manipulatives, & a self-check quiz (shown from left-to-right below). Use the left/right arrows in the "Lesson Resources" window to see any of these icons that are not visible at first.



6. To access the textbook, click the eBook icon.



7. To locate extra skills practice worksheets, problem solving tasks, and homework practice

Click the menu button



and then Resources.

