

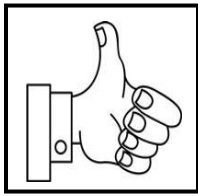
The Five Finger Test

Open the book to the middle.

Choose a page full of words.

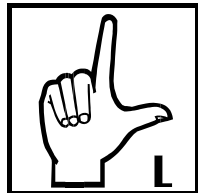
Read the page out loud.

Hold up a finger each time you come to a word you don't know or understand.



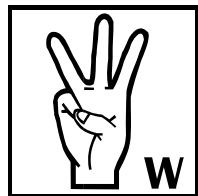
One word = One finger
Thumbs Up!!!

You knew all but one word.
This book will be pretty easy for you.



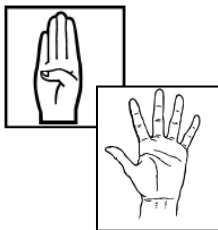
Two words = Two fingers
Make an "L" with your thumb and pointer finger.

"L" stands for learning. You might need some help, but this book is a good learning book for you.



Three words = Three fingers
Make a "W" with your pointer, middle, and ring fingers.

"W" stands for warning. You can read this book, but it is a warning that it might be frustrating and you might not enjoy it.



Four words = Four fingers
Five words = Five fingers

This is a stop signal.
When you have four, five, or more words that you do not know, this book is too hard to read by yourself. Find a buddy to read with, or look for another book you can enjoy on your own.

**Special thanks to Mrs. Danko, for sharing her five finger strategy.