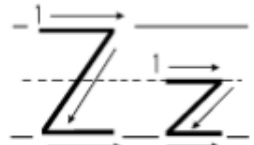
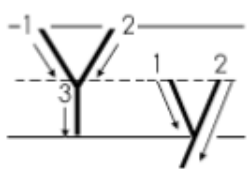
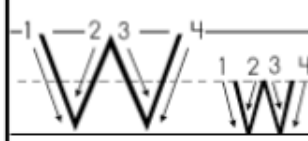
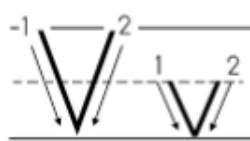
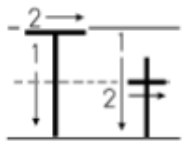
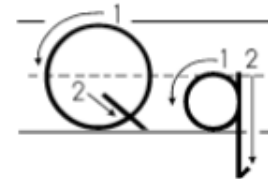
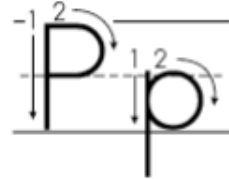
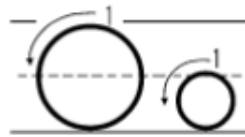
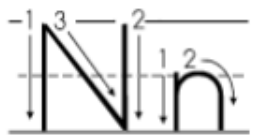
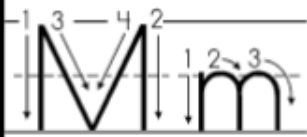
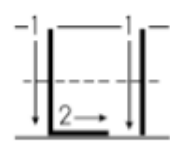
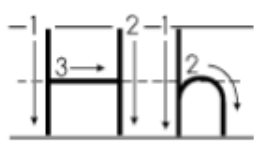
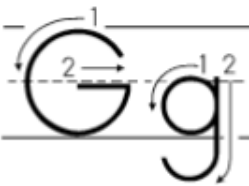
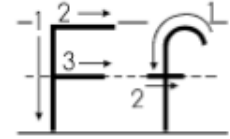
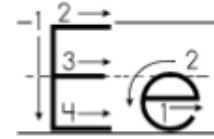
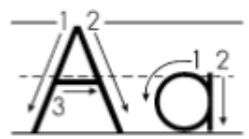


Week 2 Kindergarten Distance Learning

Skill	Monday	Tuesday	Wednesday	Thursday	Friday
Phonics/ Sight Words	Write 5 sight words from your kindergarten list. Write the consonants in one color and the vowels (a, e, i, o, u) in a different color.	Use play dough to make 5 sight words. Roll the dough into long snakes and form the snakes into the letters.	Practice the sight words by using small cereal or marshmallows to build each letter.	Write 5 sight words with a pencil. Trace over each word with 6 different colored crayons to create a rainbow.	Write 5 sight words on two index cards. Turn them over and play a memory matching game with an adult.
Reading	Read your favorite book with an adult. Draw a picture of you reading the book. Tell an adult about your favorite part.	Read a book to an adult. Talk about new words that you learned while reading.	Read a book with animal characters with an adult. Draw a picture of your favorite character. Write the name of that character.	Take a picture walk and look at the pictures before reading. Discuss what you think will happen based on the pictures.	Read a book with a stuffed animal. Draw a picture of the setting (where and when a story takes place).
Writing	Practice writing your first and last name 5 times. Start your name with a capital letter and make the other letters lowercase. Use the letter formation guide and lined paper to help you if necessary.	Make a list of fruits that are red. Write all the sounds you hear in the word. Draw a picture to match.	Fix these sentences by writing them correctly on a piece of paper. <i>the cat is little</i> <i>i am on the bus</i> <i>he can run</i>	Write a list of words that rhyme with cat. Then draw a picture of as many of the words as you can.	Draw a picture of your friends and write their name.

*On Seesaw you will find leveled books for your child to read. They can either be read online or printed and stapled together. If you'd like additional texts, please email me and I will get you more.

LETTER FORMATION GUIDE





WATCH ME WRITE!



A large rectangular area for writing, enclosed by a thick black border. The area is divided into three horizontal sections. The top section is a large blank white space. The middle and bottom sections are ruled with horizontal lines. Each of these two sections contains a solid top line, a dashed middle line, and a solid bottom line, providing a guide for letter height and placement.

MY AT HOME READING LOG

Date	Title	Author	I Read This Book With	My Book Rating
				