

What can I do with a book and a buddy? See below! Your buddy could be a parent, friend, babysitter, or even a stuffed animal!

Read a book to your buddy.

Find and point to any WWW you see!



Listen to a buddy read a book to you.


Find and write 5 WWW in your notebook.

Use them in a sentence!



Read a book to your buddy.

Find 5 FANCY words. Write them in your notebook.



Buddy Read.

Illustrate your favorite part of the story. Label your picture.



Read a book to your buddy.

Have your buddy read to you.


Make a tally mark for each punctuation mark you see.

Period .	≡≡≡	≡≡≡	
Question Mark?	≡≡≡		
Exclamation Point !	≡≡≡	≡≡≡	≡≡≡
Comma ,	≡≡≡		

Read a book to your buddy.

Have your buddy read to you.

Draw the main character. Write about how he or she feels in the story.



Sheila feels happy because she shared her candy.

Read a book to your buddy.

Have your buddy read to you.

Write 2 compliments you gave to your buddy. Have your buddy write you 2 compliments.




I like how you read with expression.
I like how you read loud.

Read a book to your buddy.

Have your buddy read to you.

Write **3 questions** you still have about the story.

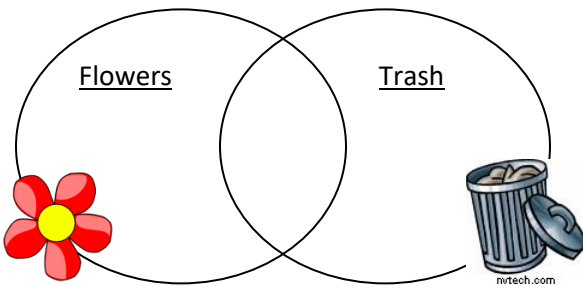


- 1 Why do birds chirp?
- 2 Can you jump rope?
- 3 What is your name?

Read a book to your buddy.

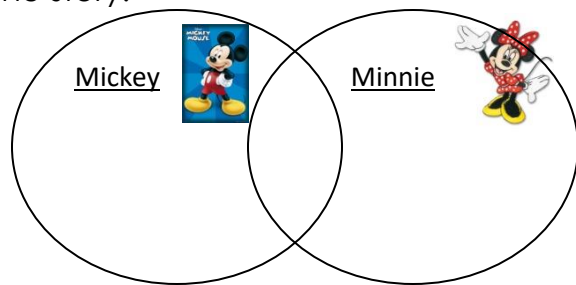
Have your buddy read to you.

Draw a Venn Diagram. Compare 2 different things from the story.



Listen to a story.

Compare and Contrast (draw a Venn Diagram) with 2 different characters in the story.



Listen to a story.

Draw the setting in your notebook.



Listen to a story.

Draw the main idea in your notebook.

