

Kindergarten

Word Work Activities

| | Day 1 | Day 2 | Day 3 | Day 4 | Day 5 |
|--------------------------------|---|---|--|---|---|
| Activity (10-15 Minutes) | -AT Activity Practice Page (See below) | -ET Activity Practice Page (See below) | -IG Activity Practice Page (See below) | -OT Activity Practice Page (See below) | -UG Activity Practice Page (See below) |

Name: _____

c

at

Directions: Cut out the letters at the bottom of the page. Fold on the dotted lines and stack the letters on top of each other. Staple on the dotted lines. Flip through the letters and follow the directions below to create word family words.

1. Flip to the letter p, what's the word? _____
2. Flip to the letter b, what's the word? _____
3. Flip to the letter c, what's the word? _____
4. Flip to the letter f, what's the word? _____
5. Flip to the letter s, what's the word? _____
6. Flip to the letter h, what's the word? _____
7. Flip to the letters ch, what's the word? _____
8. Flip to the letters th, what's the word? _____
9. Flip to the letters fl, what's the word? _____

Choose one word above and write a sentence with it:

Copyright © 2010 Whitney Riggs

s

fl

p

ch

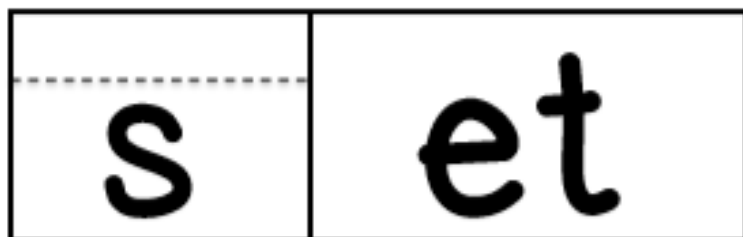
th

b

h

f

Name: _____

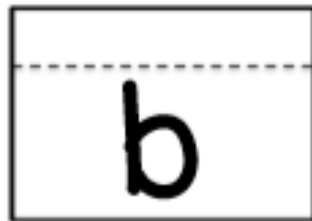
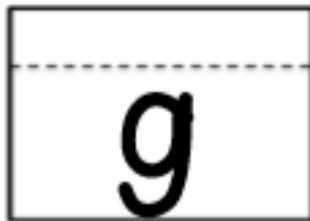
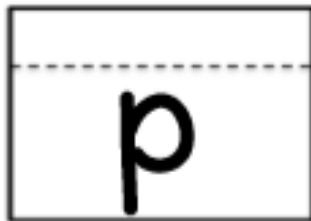
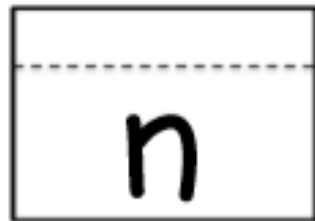
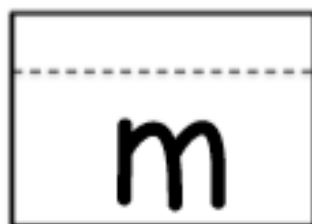
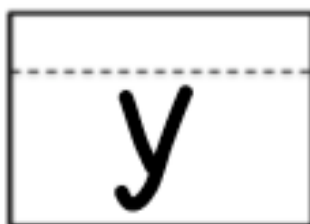
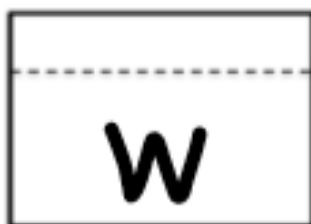
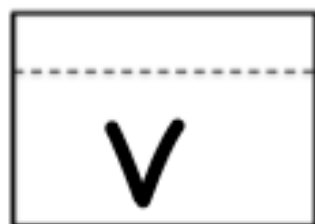


Directions: Cut out the letters at the bottom of the page. Fold on the dotted lines and stack the letters on top of each other. Staple on the dotted lines. Flip through the letters and follow the directions below to create word family words.

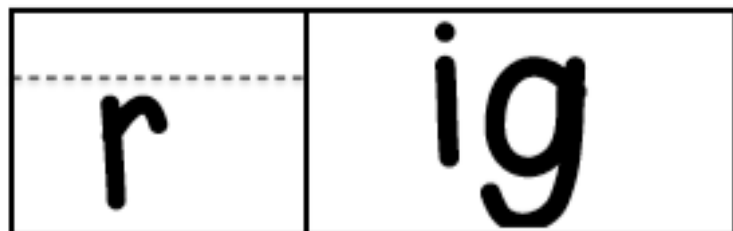
1. Flip to the letter m, what's the word? _____
2. Flip to the letter p, what's the word? _____
3. Flip to the letter n, what's the word? _____
4. Flip to the letter g, what's the word? _____
5. Flip to the letter b, what's the word? _____
6. Flip to the letter v, what's the word? _____
7. Flip to the letter w, what's the word? _____
8. Flip to the letter y, what's the word? _____
9. Flip to the letter s, what's the word? _____

Choose one word above and write a sentence with it:

Copyright © 2010 Writing Workbooks



Name: _____

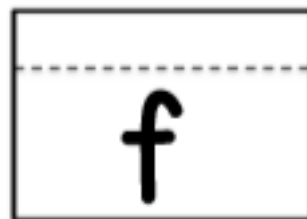
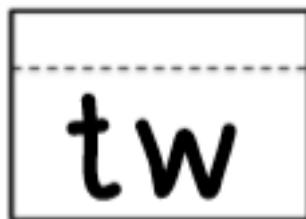
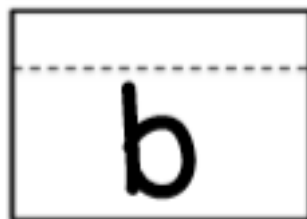
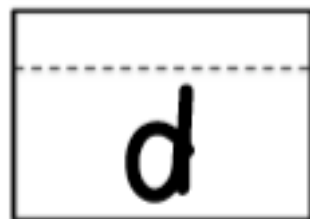
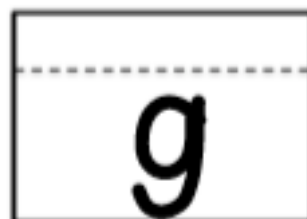
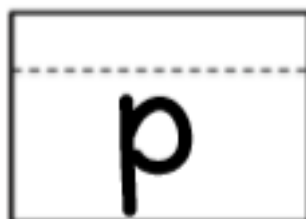
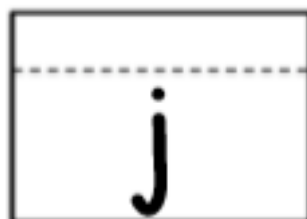
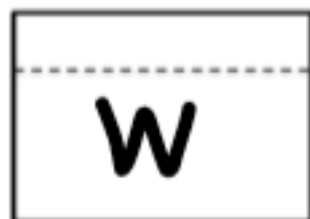


Directions: Cut out the letters at the bottom of the page. Fold on the dotted lines and stack the letters on top of each other. Staple on the dotted lines. Flip through the letters and follow the directions below to create word family words.

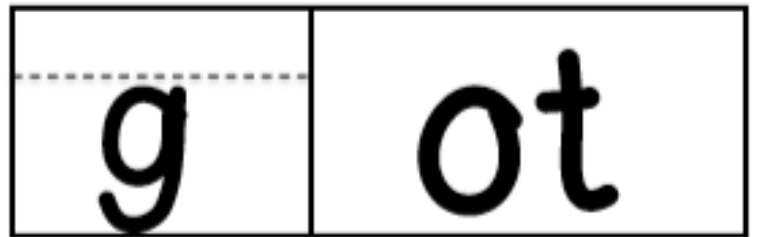
1. Flip to the letter j, what's the word? _____
2. Flip to the letter r, what's the word? _____
3. Flip to the letter w, what's the word? _____
4. Flip to the letter b, what's the word? _____
5. Flip to the letter d, what's the word? _____
6. Flip to the letter p, what's the word? _____
7. Flip to the letter f, what's the word? _____
8. Flip to the letter g, what's the word? _____
9. Flip to the letters tw, what's the word? _____

Choose one word above and write a sentence with it:

Copyright © 2010 Whitney Segue



Name: _____



Directions: Cut out the letters at the bottom of the page. Fold on the dotted lines and stack the letters on top of each other. Staple on the dotted lines. Flip through the letters and follow the directions below to create word family words.

1. Flip to the letter g, what's the word? _____
2. Flip to the letter h, what's the word? _____
3. Flip to the letter p, what's the word? _____
4. Flip to the letter n, what's the word? _____
5. Flip to the letter d, what's the word? _____
6. Flip to the letters pl, what's the word? _____
7. Flip to the letters sh, what's the word? _____
8. Flip to the letters sp, what's the word? _____
9. Flip to the letters kn, what's the word? _____

Choose one word above and write a sentence with it:

Copyright © 2010 Whitney Beggs

kn

h

n

p

d

pl

sh

sp

Name: _____

sn

ug

Directions: Cut out the letters at the bottom of the page. Fold on the dotted lines and stack the letters on top of each other. Staple on the dotted lines. Flip through the letters and follow the directions below to create word family words.

1. Flip to the letter b, what's the word? _____
2. Flip to the letter r, what's the word? _____
3. Flip to the letter h, what's the word? _____
4. Flip to the letter m, what's the word? _____
5. Flip to the letter t, what's the word? _____
6. Flip to the letters sl, what's the word? _____
7. Flip to the letters sn, what's the word? _____
8. Flip to the letters ch, what's the word? _____
9. Flip to the letters pl, what's the word? _____

Choose one word above and write a sentence with it:

Copyright © 2010 Writing Workbooks

sl

b

h

m

t

ch

pl

r