

Music

Week 3 – Grade 3

Overview: Let's see what you remember about the note names on the treble clef! Is it a line? Is it in a space?

Estimated Time: Approximately 20 minutes

Explanation: There are 2 options below: One is a Kahoot game and the other is a low-tech option. Have FUN!


Three quick things to know:

1. You can access the Kahoot game [HERE](#)
2. To play, use the PIN 0554744
3. You can access a [Virtual Piano](#) here, in case you want to hear what the notes sound like.
4. Try practicing the note names and make your own version of “Treble Clef Twister” (like we did in class). You can use sidewalk chalk and play outside or if playing inside, you can use yarn for the 5 lines of the staff.

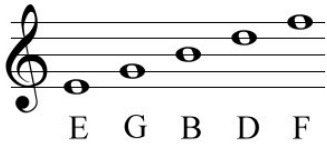
Tasks:

- Practice saying the Lines and Spaces below. Turn your hand sideways to make a 5-line music staff.


Treble Clef Notes



Line Notes



Space Notes



Extension:

- You can use the virtual piano link above to hear what these notes sound like. Try making your own song. Record it. What is the title of your musical creation?
- [Optional] Staff Wars is a fun app we use in class to help us with our notes.

Method of Communication: Email me at mgruver@cbsd.org and let me know if you have any questions. I miss making music with everyone!

