





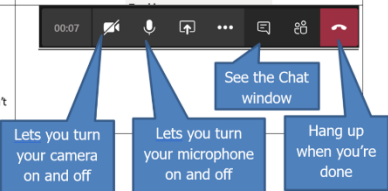


Distance Learning- Quick Tips



<p>Daily Expectations for Students</p> 	<ul style="list-style-type: none"> Attend our classroom check-ins by clicking on the meeting link in Seesaw. Parents will also be emailed prior to a LIVE check in. <p>Weekly Live Check-ins will be: Monday These Live Check -ins will be recorded</p> <ul style="list-style-type: none"> Check Seesaw for our daily/weekly assignments. Complete and submit assignments by the due date. Abide by CB Online Meeting Guidelines, found here.
<p>Office Hours</p> 	<p>I will be available to parents and students each day from 11:00-11:30 and 3:00- 3:30. You can reach me through:</p> <ul style="list-style-type: none"> Email @ icoleman@cbsd.org Seesaw- Send a message Teams call- send me an email and I will send you a team link to talk
<p>Classroom Tools</p> 	<p>Our classroom will be using  as the primary mode of assigning and collecting work. We will also at times be using for check ins on  Wednesday.</p>
<p>Resources</p>  <div data-bbox="191 1283 862 1619"> <p>General TEAMS Etiquette:</p> <ul style="list-style-type: none"> Mute microphone when you're not speaking to avoid static. Open the chat feature and post questions there as they arise. <p>TEAMS Calls 101</p> <p>Things to Remember - When you are not talking, make sure that your microphone is muted You're still at school, and there's a record of everything you do and say. Do not say or do anything you wouldn't say in class.</p>  </div>	<p><u>Flip Grid Access:</u></p> <p>Click on the link posted in Seesaw; then your access code is your password for school log in. For example: Giraffe333 (your animal and 333)</p>
<p><u>Directions to log in with Home Learning Code (sent in an email on March 16th)</u></p> <p style="text-align: center;">CLICK HERE</p>	