

.....● 2013-2014
INFORMATION PACKET



.....●
Central Bucks School District

20 Welden Drive • Doylestown • Pennsylvania • 18901
www.cbsd.org 267•893•2000



Table of Contents

Introduction	Page 2
Central Bucks Points of Pride	Page 3
Recognition Highlights	Page 4 - 6
Central Bucks School District Goals for 2013-2014	Page 7 - 8
Central Bucks at a Glance	Page 9
2013 PSSA Proficiency Levels	Page 10
2013 Keystone Exams Proficiency Levels	Page 11
2013 SAT Results & College Statistics	Page 12
National Merit Competition Statistics	Page 13
A Look at the Class of 2013	Page 14
School District Map	Page 15
School District Building Directory	Page 16
Academic Calendar at a Glance	Page 17
2013 Elementary School Enrollment Data	Page 18
2013 Average Elementary School Class Size by Grade	Page 19
2013 Secondary School Enrollment Data	Page 20
Twelve-Year Comparison of Enrollment Increases	Page 21

Introduction

Here in central Bucks County we have all the necessary pieces for a thriving community: the famous bucolic landscape, historic landmarks, art museums and galleries, five-star restaurants, a diverse selection of shopping, opportunities for business and industry, award-winning schools, and a convenient location. Without a strong school system however, there would be a significant piece missing. The absence of a supportive, challenging and innovative school district would greatly change the picture that has become central Bucks County.

The recognition and results of the Central Bucks School District have created a reputation that crosses state boundaries and draws people to Bucks County. Central Bucks students and staff have a remarkable number of awards to their credit. Test results are consistently high across this very large district. It is impressive when hundreds of students perform well, but in Central Bucks, thousands of students are meeting rigorous expectations and proving themselves with outstanding results.

In this packet you will find the facts and data that are commonly used to describe a school district. It is people however, our staff and students, who make Central Bucks what it is. There is no doubt the reputation, results and recognition of the Central Bucks School District are of tremendous value to our community. We are glad to welcome you to our outstanding schools.

Central Bucks Points of Pride

The Central Bucks School District has as part of its mission to develop capable and responsible citizens. It does so through:

Commitment to high academic achievement:

- Students consistently score #1 in Bucks County on statewide tests.
- The District is routinely in the top ten of all school districts in Pennsylvania.
- Over 90% attend post secondary education.
- Over a third of high school students are enrolled in Advanced Placement classes.
- Student SAT scores rank in the top 5% of all Pennsylvania high schools.
- Newsweek Magazine consistently ranks CB high schools among America's Best.

Programs that address the learning needs of all students:

- Central Bucks educates over 98% of resident children in its school buildings.
- Instruction is specifically designed to meet the needs of all students.
- Students are offered real life connections through work experiences and programs at Middle Bucks Institute of Technology.
- Over 85% of students participate in extracurricular offerings.
- Students are provided specialized services including: Health and Psychological, Career/College Counseling, Special Education programs, and Creative and Performing Arts programs.

Promoting service and partnering with the community:

- All schools commit to community service projects every year.
- District students and staff serve non profit agencies all across the community.
- Educational experiences are linked to local businesses, colleges, and hospitals.
- Cooperative ventures exist with local youth organizations and other community agencies.
- The school district works with local municipalities for cost savings and land preservation.

Commitment to innovation and continuous improvement:

- The District has a strong emphasis on continued training for its professional staff with over 90% of CB teachers attending specialized training each summer.
- CB is home to various distinguished educators including: National Board Certified Teachers, Writing and Literature Teaching Fellows, Technology Integrators, and PA Teachers of the Year in Elementary Education and Secondary Education.
- Programs are research based and uniform among all elementary, middle and high schools.
- Over 80% of professional staff have advanced degrees beyond the bachelor's degree.

Focus on efficiency:

- Included in the Top 10 highest performing school districts in the state, CB has the best student performance to education cost ratio.
- An energy efficiency initiative has reduced utility costs by over \$1M per year.
- Moody's recently reaffirmed an AA1 credit rating for the District which represents a consistent conservative approach to managing the financial affairs of the school district.
- Standard and Poor's rates the District as an "outperforming school district" which means students perform significantly higher on state tests than other schools with similar demographics.
- A nationwide study of student achievement relative to education spending conducted by The Center for American Progress recognized Central Bucks with their highest rating, "educational productivity."

District Recognition Highlights

- CBSD recognized by the College Board, receiving an AP District of the Year Award
- Blue Ribbon Schools - CB East, Holicong, Tamanend & Unami
- PA Department of Education School Of Distinction
- US News & World Report's Best High Schools- top 5%
- Newsweek Magazine Top Schools in the Nation
- Standard & Poor's Best Performer "Return on Resources"
- CBSD, Earth Day Champion- top district in US for carbon emission reduction
- Nationally & state recognized "School to Watch", one of three selected in PA - Lenape
- Alliance for a Healthier Generation Bronze Awards
- PA Elementary Social Studies Program of Excellence Award
- PA Secondary Social Studies Program of Excellence Award
- American Heart Association Top 100 Fundraiser Award
- CB Middle Schools, American Cancer Society "Heart of Relay" Award
- CB East, South and West Key Clubs, Doylestown Township Outstanding Service to Community Award
- CB West Harlequin Club, 4 Cappie Awards
- CB East Patriot Players, Education Theater Association Outstanding High School Theatre Troupe Award
- Student Transition Employment Program "What Works in PA Schools" Award
- Environmental Education Program Award
- Bus Safety Award
- Pinnacle Award for Community Outreach and Fiscal Responsibility
- Educational Excellence Fair, Recognition for Partnership Program



Staff Recognition Highlights

- National Board Certified Teachers, 61 (1,044 total in PA) (3rd highest in PA)
- Grammy Foundation Music Educator Quarterfinalist
- High School Principal of the Year, PA
- Middle School Teacher of the Year, PA
- New Teacher of the Year, PA, 4 award winners
- Biology Teacher of the Year, PA
- Gifted Teacher of the Year, PA
- National Finalist, Horace Mann-NEA Foundation Award, Teaching Excellence
- Outstanding Secondary Social Studies Teacher, PA
- Bucks County Poet Laureate
- Social Studies Teacher of the Year, 2 award winners
- Finalists for Teacher of the Year, numerous nominees
- Who's Who Among Teachers, numerous candidates
- American Heart Association Rookie of the Year Award
- Central Bucks Chamber of Commerce Teacher of the Year
- Rohm and Haas Golden Flask Award for Excellence in Science Education
- March of Dimes "Women of Achievement in Education" Award
- National Endowment for the Advancement of the Arts Recognition Award
- PA Student Council Advisor of the Year
- Bucks County IU Keystones Technology Integrator
- Distinguished Teaching Achievement Award for Geography Teaching
- Sallie Mae Outstanding First Year Teacher Award
- Bucks County Educator of the Year, several winners
- PA School Nurse and Practitioners Assn. Regional School Nurse Award
- Brown University National Faculty Coalition Member
- Pennsylvania James Madison Fellow



Student Recognition Highlights

- 83% of district AP students earned scores eligible for college credit on their AP exams.
- National History Day Champions
- National All Star Award, Scholastic Read 180 Program
- Recognized contributors to a Smithsonian publication
- Best Film, CB Chamber of Commerce Film Fest
- Best High School Documentary, CB Chamber of Commerce Film Fest
- Numerous placements, Bucks County Oral Proficiency Competition
- Delaware Valley Science Competition scholarship winners yearly
- State Championship athletes in football, girls soccer, field hockey, track
- 1st and 3rd places, National, Intel Corp. Science Fair
- 1st place, National, Poetry Writing, The Writing Conference
- 1st place, Future Business Leaders of America Competition
- 1st place, Art contest, Bucks County Conference and Visitor Bureau
- PA Historical Society Otto F. Haas Award for Community Preservation
- America Library of Poetry publication
- 1st place, American Literacy Council Student Poetry Contest
- 1st place, Day of Service Essay contest, United Way
- 1st place, Patriot's Pen VFW Essay contest
- 1st place, United Veterans Essay contest
- 1st place, The Writing Conference
- 1st place, USSBA Marching Band Competition
- Alexander Wang, Rhodes Scholar, CB Alumnus
- Dr. Aaron Gitler, Lou Gehrig's Disease gene discoveries, CB Alumnus
- Andrew & Matt Jones, Founders, Poverty Resolutions, CB Alumni
- Bryan Scott, Buffalo Bills team member, CB Alumnus
- Bryan Walsh, International author for TIME magazine, CB Alumnus
- Molly Ephraim, Broadway actress, CB Alumna
- Justin Guarini, Singer/songwriter, CB Alumnus



The Central Bucks Schools will provide all students with the academic and problem-solving skills essential for personal development, responsible citizenship, and life-long learning.

1. Strengthen the district’s educational programs and services.

- Continue to emphasize the constructs of rigor, relevance, relationships, resiliency, and reflection throughout our curriculum, instructional practices, and assessments.
- Communicate the effective utilization of reading and writing strategies within all content areas.
- Establish consistent grading practices and other measures of student proficiency for secondary students.
- Implement the K-12 Educator Effectiveness system.
- Continue to embed principles of Growth Mindset in curriculum, instructional practice, and school culture.
- Ensure the effective implementation of the PA Common Core Standards in the 2013-2014 school year.
- Redesign the Elementary Report Card aligning it with Common Core Standards.
- Coordinated data driven writing assessment model, beginning in elementary and extending to secondary.
- Research service delivery models in order to increase time students receive instruction.

2. Improve the availability, use, and integration of technology throughout the district in both instructional and non-instructional areas.

- Continue the use of technology to improve efficiency of district operations, communication, management and security.
- Continue to expand and extend learning opportunities beyond the classroom (e.g. web-based, cloudbased, and virtual learning environments).
- Investigate improved user-level security procedures while simultaneously seeking to improve usability of network systems.

3. Promote positive relationships between our schools and community.

- Improve district-wide communication by expanding the use of electronic media.
- Utilize security systems and continue to coordinate response efforts with local municipalities.
- Monitor new walking routes and bus stop consolidation plans.
- Revitalize Educational Foundation and Education Alliance.
- Identify public relations opportunities that highlight the strengths of district programs.
- Implement the Transportation Alert System for private school students.
- Evaluate and implement security recommendations by the Department of Homeland Security.

(continued on next page)

- 4. Respond to the educational needs of school-aged children through plans designed to provide safe, productive, and flexible learning environments.**
 - Continue to implement the long range capital improvement plan to provide resources to the existing facilities.
 - Evaluate and update District security equipment and practices.
 - Maximize “Green Practices” to generate revenue, effectively manage our facilities, and practice environmental stewardship.

- 5. Strengthen the financial base of the district.**
 - Direct time and resources to assist with shaping legislative issues dealing with education.
 - Pursue ways to enhance revenues, improve efficiency, and reduce expenditures while maintaining quality programs.
 - Develop funding for long term building renovation needs without borrowing money and restructuring debt.
 - Evaluate CBSD’s continued participation in the Bucks/Montgomery SD Health Care Trust.
 - Implement the Patient Protection and Affordable Care Act (PPACA) and evaluate the impact on future labor contracts.
 - Research alternative (green) fuel sources for district vehicles.
 - Develop more detailed five-year budget projections including costing out scenarios for contract negotiations.
 - Implement accounting procedures for the new PDE Title IX athletic reporting requirements.

LOCATION, SIZE, AND POPULATION

Central Bucks is a suburban school district located in the heart of Bucks County, with administrative offices in Doylestown, the county seat. The district includes nine municipalities: the Boroughs of Chalfont, Doylestown, and New Britain; and the Townships of Buckingham, Doylestown, New Britain, Plumstead, Warrington, and Warwick. Central Bucks has an area of 122 square miles and a population of over 102,000.

SCHOOLS

The district has fifteen elementary schools, Grades K-6; five middle schools, Grades 7-9; and three high schools, Grades 10-12.

2013 ENROLLMENT

- **Elementary:** 9,600 233 less than 2012
- **Middle School:** 4,896 96 less than 2012
- **High School:** 5,070 39 more than 2012
- **Total Enrollment:** 19,566 290 less than 2012

2013 ELEMENTARY AVERAGE CLASS SIZE

Elementary School: 23.5

STAFF

Central Bucks has 2,161 full and part-time employees, including 1,267 professional staff members (full-time equivalent, FTE) with an average experience slightly over 14 years. The percent of professional staff members with master’s degrees or higher is 87%. Staff includes supervisors for reading/elementary technology, special education, language arts, mathematics, science/secondary technology, social studies; district coordinators for gifted education, world language, art, music, and physical education/health; psychologists; elementary and secondary counselors; and 3 FTE staff development facilitators, who work directly with teachers.

CURRICULUM

Central Bucks has a district-wide K-12 curriculum. The elementary program includes time allocations for all subjects; reading, writing, mathematics, science, social studies , integrated technology, and performance assessments in third and sixth-grades.

The middle school program includes core and exploratory courses, service learning, a daily activity period, two years of world language, math sequence which includes Algebra 2 and Geometry/Trigonometry, and a ninth grade performance assessment required for graduation.

The high school program includes block scheduling, a required graduation project, a full array of elective course areas, AP courses in American History, Biology, Calculus AB and BC, Chemistry, Comparative Government, Computer Science A, English Literature, European History, Environmental Science, Macro-economics, Music Theory, Physics: Newtonian Mechanics, Physics: Electricity and Magnetism, English, Spanish, French & German Language, and Statistics; and opportunity for a half-day program at Middle Bucks Institute of Technology.

SPECIAL PROGRAMS

Special programs include special education classes, programs for mentally gifted students, Instructional Support Teams, Student Assistance Teams, Reading Recovery and other reading intervention programs, Title 1 and district remediation programs, before-and after-school care for elementary students, and summer remedial and enrichment programs.

COLLEGE-BOUND and NATIONAL MERIT STATISTICS

- Class of 2013 attending 4-year, 2-year, community college, or special training: 92%
- Four-year college: 78%
- Class of 2013 National Merit Semi-Finalists: 12
- Class of 2013 National Merit Commended Students: 39

2013 SAT RESULTS

SAT I Score: 1647 (national average: 1498)
Percentage taking the SAT: 87%

BUDGET, TAX RATES, AND PER-PUPIL COSTS

2013-2014 Budget: \$290,683,982.00
Real Estate Millage: 122.8 mills
Earned Income Tax: 1% (shared equally with municipalities)
Per-Pupil Costs: \$14,857 (total budget divided by total enrollment)

**2013 PENNSYLVANIA SYSTEM OF STATE ASSESSMENT
PROFICIENCY LEVELS**

	STATEWIDE % Students Achieving PROFICIENT or ADVANCED Levels	CENTRAL BUCKS % Students Achieving PROFICIENT or ADVANCED Levels
Mathematics		
Grade 3	77%	92%
Grade 4	78%	93%
Grade 5	69%	89%
Grade 6	74%	90%
Grade 7	77%	93%
Grade 8	74%	92%
Reading		
Grade 3	73%	90%
Grade 4	67%	88%
Grade 5	61%	83%
Grade 6	65%	86%
Grade 7	70%	91%
Grade 8	78%	93%
Writing		
Grade 5	63%	89%
Grade 8	73%	96%
Science		
Grade 4	79%	96%
Grade 8	60%	84%

**2013 KEYSTONE EXAMS
PROFICIENCY LEVELS**

**STATEWIDE %
Students Achieving PROFICIENT
or ADVANCED Levels**

**CENTRAL BUCKS %
Students Achieving PROFICIENT
or ADVANCED Levels**

**Algebra 1
Middle School
& High School
Students***



*First-Time Testers

**Literature
High School
Students***



*First-Time Testers

**Biology
High School
Students***



*First-Time Testers

SAT RESULTS
Class of 2013

Averages of Students' MOST RECENT SAT I Scores

The following scores are averages of SAT scores earned by students in the Class of 2013 on their most recent administration of the SAT as reported by ETS.


	CRITICAL READING	MATH	WRITING	TOTAL
District Average	538	563	546	1647
Pennsylvania	494	504	482	1480
National Average	496	514	488	1498

COLLEGE STATISTICS
Class of 2013

TOTAL DISTRICT

Students enrolled for further education and training

CLASS	COLLEGE-BOUND
2008	92%
2009	93%
2010	92%
2011	91%
2012	93%
2013	92%



NATIONAL MERIT COMPETITION STATISTICS

CLASS	Graduates	Semi-Finalists	Commended	TOTAL
2002	1,148	12	25	37
2003	1,248	6	16	22
2004	1,278	4	24	28
2005	1,423	10	31	41
2006	1,558	10	21	31
2007	1,588	12	29	41
2008	1,600	9	34	43
2009	1,527	15	34	49
2010	1,524	18	36	54
2011	1,673	16	39	55
2012	1,558	16	41	57
2013	1,630	12	39	51

A Look at the Class of 2013

1,630 graduates
609 Scholar's Diplomas
287 Presidential Awards for Educational Excellence
452 awards and scholarships
12 National Merit Finalists / 39 Commended students
Highest PSSA scores in Bucks County
Combined average SAT scores 1647
92% will pursue further education
Graduation rate of 99.1%

Schools Most Attended by Central Bucks Graduates

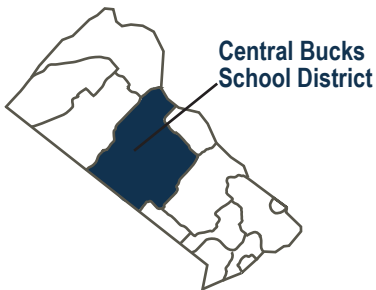
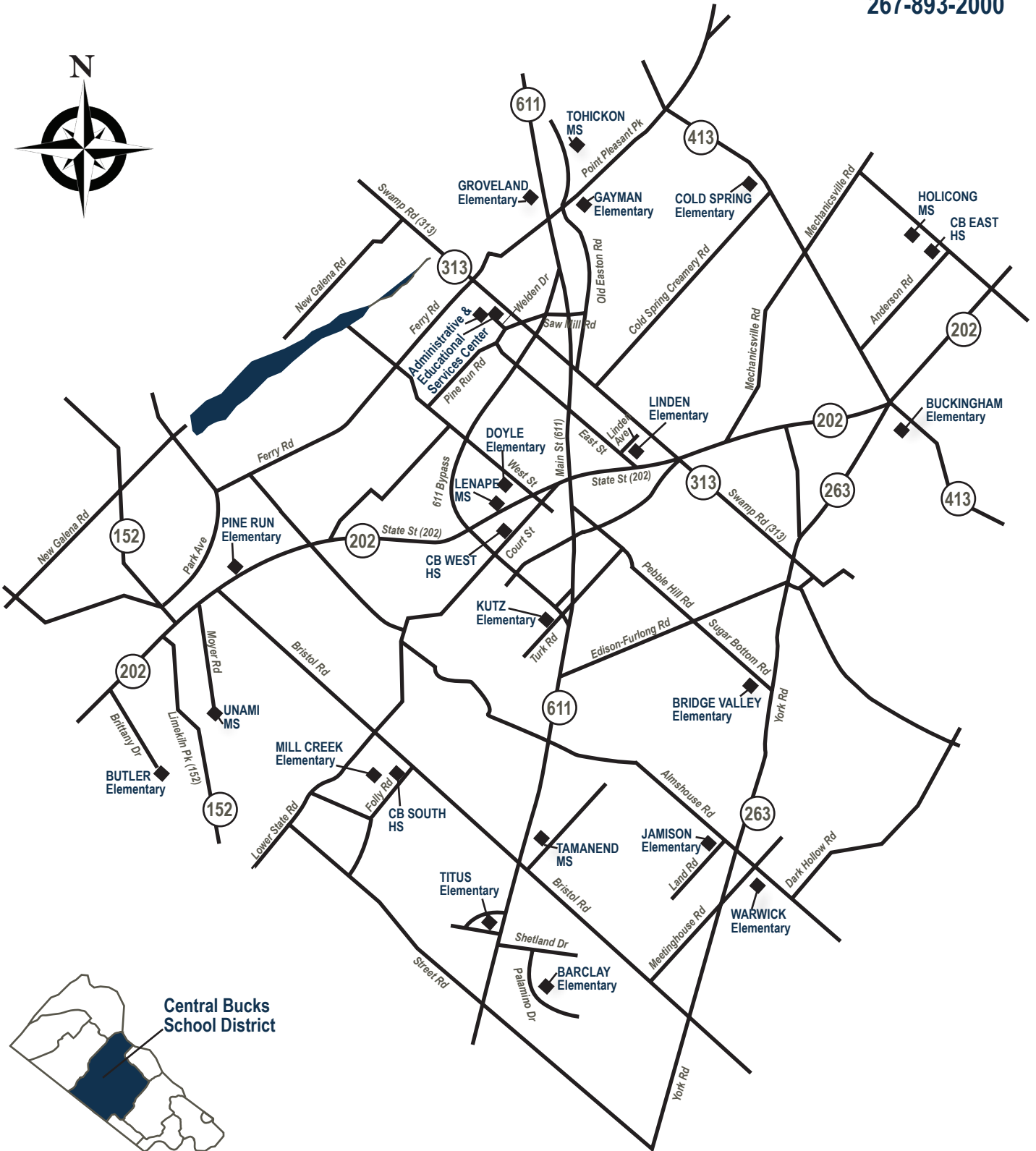
Penn State University (all campuses)	University of Delaware
Temple University	Shippensburg
Bloomsburg University	Kutztown University
West Chester University	James Madison University
University of Pittsburgh	Bucks County Community College
Drexel University	

Top Intended College Majors

Health & Clinical Services	15%
Business and Commerce	13%
Education	11%
Engineering	10%
Social Sciences and History	9%
Undecided	9%
Biological & Biomedical Sciences	7%

Central Bucks District Map

20 Welden Drive, Doylestown, PA 18901
267-893-2000



Bucks County
School Districts
(Intermediate Unit #22)

Central Bucks School District Building Directory

DISTRICT OFFICES

Admin. Services Center

20 Welden Drive
Doylestown, PA 18901
267-893-2000

David P. Weitzel, Ed. D.
Superintendent, 2001
TBD

Asst. Sup. for Elementary Ed.,
2002

Nancy B. Silvius, Ed.D.
Asst. Sup. of Secondary Ed.,
2003

David W. Matyas
Business Administrator, 2000
Gilbert R. Martini, Jr.
Dir. of Human Resources, 2084
Melanie S. Sullivan
Community Relations, 2005

Educational Services Ctr.

16 Welden Drive,
Doylestown, PA 18901
267-893-2000

Student Services

Dale D. Scafuro, Director: 2021
Information Technology
Edward Sherretta, Director:
2100

Special Education: 2031
Curriculum and Assessment:
2041

Staff Development: 5714
Community School: 5705

Operations Center

320 West Swamp Road
Doylestown, PA 18901
267-893-4020
Scott Kennedy, Dir. of
Operations

Transportation Office

267-893-4000
Ronald Murray,
Dir. of Transportation, 4001
James Cysz,
Transportation Manager, 4001

ELEMENTARY SCHOOLS

John Barclay Elem. School

2015 Palomino Drive
Warrington, PA 18976,
267-893-4100
Daniel P. Estep, Principal

Bridge Valley Elem. School

2280 Sugar Bottom Road
Furlong, PA 18925,
267-893-3700
Nadine M. Garvin, Ed.D.,
Principal

Kevin H. Cochran,
Assistant Principal

Buckingham Elem. School

Box 158, 2414 Durham Road
Buckingham, PA 18912,
267-893-4200
Karl T. Funseth, Principal

Simon Butler Elem. School

200 Brittany Drive
Chalfont, PA 18914,
267-893-4250
Joseph P. Brereton, Principal

Cold Spring Elem. School

4150 Durham Road
Doylestown, PA 18902,
267-893-3800
Brian A. Finger, Principal

Doyle Elementary School

260 North West Street
Doylestown, PA 18901,
267-893-4300
Susan L. Salvesen, Principal

Gayman Elementary School

4440 Point Pleasant Pike
Doylestown, PA 18902,
267-893-4350
Michael R. Testani, Principal

Groveland Elem. School

1100 North Easton Road
Doylestown, PA 18902,
267-893-4600
David Heineman, Principal
Kathleen Fantaskey, Assistant
Principal

Jamison Elementary School

2090 Land Road
Jamison, PA 18929,
267-893-3500
Matthew D. Croyle, Principal

Paul W. Kutz Elem. School

1950 Turk Road, RD #3
Doylestown, PA 18901,
267-893-3900
Jeanann Kahley, Ed.D.,
Principal

Linden Elementary School

480 Linden Avenue
Doylestown, PA 18901,
267-893-4400
Susan B. Klimpl, Principal

Mill Creek Elem. School

638 Bellflower Boulevard
Warrington, PA 18976,
267-893-3600
Shawn M. Ortman, Principal
Kelly Carter, Asst. Principal

Pine Run Elementary School

383 West Butler Avenue
New Britain, PA 18901,
267-893-4450
Amanda Mumford, Ed.D.,
Principal

Florence D. Titus Elementary School

2333 Lower Barness Road
Warrington, PA 18976,
267-893-4500
Stephen P. Cashman, Principal

Warwick Elementary School

1340 Almshouse Road
Jamison, PA 18929,
267-893-4050
Chad M. Watters, Principal

MIDDLE SCHOOLS

Holicong Middle School

2900 Holicong Road
Doylestown, PA 18902,
267-893-2700
David A. Bolton, Ed.D.,
Principal, Donna S. Dome,
Assistant Principal

Lenape Middle School

313 West State Street
Doylestown, PA 18901,
267-893-2800
Timothy P. Donovan, Principal
Geanine N. Saullo, Assistant
Principal

Tamanend Middle School

1492 Stuckert Road
Warrington, PA 18976,
267-893-2900
Cheryl R. Leatherbarrow,
Principal, Jonathan T. Boyle,
Assistant Principal

Tohickon Middle School

5051 Old Easton Road
Doylestown, PA 18902,
267-893-3300
Karen Wychock, Ed.D.,
Principal
Kevin R. Marton, Assistant
Principal

Unami Middle School

160 South Moyer Road
Chalfont, PA 18914,
267-893-3400
Christina D. Lang, Principal
John C. Murtha,
Assistant Principal

SENIOR HIGH SCHOOLS

Central Bucks High School East

2804 Holicong Road
Doylestown, PA 18902,
267-893-2300
Abram M. Lucabaugh,
Principal
J. Luke Hadfield, Martin Hayes,
Kevin T. Shillingford, House
Principals

Central Bucks High School South

1100 Folly Road
Warrington, PA 18976,
267-893-3000
Scott A. Davidheiser, Ed.D.,
Principal
Todd M. Bauer, William J. Miles,
Maria C. Reitano, Ed.D., House
Principals

Central Bucks High School West

375 West Court Street
Doylestown, PA 18901,
267-893-2500
Jason H. Bucher, Principal
Todd D. Cantrell, Brian
Caughie, Vanessa Power, House
Principals

Middle Bucks Institute of Technology

2740 Old York Road
Jamison, PA 18929
215-343-2480



2013-2014 CENTRAL BUCKS SCHOOL DISTRICT CALENDAR

August / September							October							November						
S	M	T	W	Th	F	S	S	M	T	W	Th	F	S	S	M	T	W	Th	F	S
25	26	27	28	29	30	31			1	2	3	4	5						1	2
1	2	3	4	5	6	7	6	7	8	9	10	11	12	3	4	5	6	7	8	9
8	9	10	11	12	13	14	13	14	15	16	17	18	19	10	11	12	13	14	15	16
15	16	17	18	19	20	21	20	21	22	23	24	25	26	17	18 ^R	19	20	21	22 ^K	23
22	23	24	25	26	27	28	27	28	29	30	31	24	25 ^K	26 ^K	27	28	29	30		
29	30													6						

26-29 Elem. & Sec. Professional Development
30 Secondary Professional Development
2 Labor Day - No School
3 First Day of School for ALL Students
5 Rosh Hashanah - No School
14 Yom Kippur

Elem. Teacher days (23)
 Student days (19) - Sec. Teacher days (24)

14-18 Celebrate Education Week
 Elem. Teachers 23(total 46)
 Students 23(total 42) - Sec. Teachers 23(total 47)

6 Early Dismissal - End of 1st Marking Pd (46 days)
18 Report Cards Distributed
22-26 No Kindergarten - K Parent Conferences
25 Evening Elem. & MS Parent Conferences
26 Early Dismissal - Parent Conference / Prof. Dev.
27 No School - Elem. Teachers' Flex Day
28,29 Thanksgiving Recess - No School
11/28-12/5 Hanukkah
 Elem. Teachers 18(total 60) - Sec. Teachers 18(total 65), Elem. Teachers 19(total 65)

December							January							February						
S	M	T	W	Th	F	S	S	M	T	W	Th	F	S	S	M	T	W	Th	F	S
1	2	3	4	5	6	7				1	2	3	4							1
8	9	10	11	12	13	14	5	6	7	8	9	10	11	2	3	4	5 ^R	6	7	8
15	16	17	18	19	20	21	12	13	14	15	16	17	18	9	10	11	12	13	14	15
22	23	24	25	26	27	28	19	20	21	22	23	24	25	16	17	18	19	20	21	22
29	30	31					26	27	28	29	30	31	23	24	25	26	27	28		

11/28-12/5 Hanukkah
12/2-12/13; 1/8-1/22 Keystone Testing
12/23-1/1 Winter Recess - No School
25 Christmas Day
 Elem. Teachers 15(total 80)
 Students 15(total 75) - Sec. Teachers 15(total 80)

1 New Year's Day - No School
2 School Resumes
20 Martin Luther King Jr. Day - No School
24 Early Dismissal - End of 2nd Marking Pd (45 days)
27 No School - Professional Development
27 Snow make-up day (if a snow day happens prior)
 Elem. Teachers 21(total 101)
 Students 20(total 95) - Sec. Teachers 21(total 101)

5 Report Cards Distributed
17 Presidents' Day - No School
 Elem. Teachers 19(total 120)
 Students 19(total 114) - Sec. Teachers 19(total 120)

March							April							May							
S	M	T	W	Th	F	S	S	M	T	W	Th	F	S	S	M	T	W	Th	F	S	
						1				1	2	3	4	5					1	2	3
2	3	4	5	6	7	8	6	7	8	9	10	11	12	4	5	6	7	8	9	10	
9	10	11	12	13	14	15	13	14 ^R	15 ^K	16 ^K	17	18	19	11	12	13	14	15	16	17	
16	17	18	19	20	21	22	20	21	22	23	24	25	26	18	19	20	21	22	23	24	
23	24	25	26	27	28	29	27	28	29	30	25	26	27	28	29	30	31				
30	31																				

17-28 PSSA Testing Grades 3-8, Math & Reading
3/31-4/4 PSSA Testing Grades 5 & 8, Writing
 Elem. Teachers 21(total 141)
 Students 21(total 135) - Sec. Teachers 21(total 141)

3 Early Dismissal—End of 3rd Marking Pd (47 days)
14 Report Cards Distributed
15-16 NO Kindergarten - Kindergarten Parent Conferences
15-22 Passover
17-21 No School - Spring Recess for Students
17,21 Parent Conferences/Professional Development
18 Good Friday - No School
20 Easter Sunday
21 Possible Snow make-up day
 Elem. Teachers 21(total 162)
 Students 19(total 154) - Sec. Teachers 21(total 162)

4/28-5/2 PSSA Testing Grades 4 & 8, Science
5/12-5/23 Keystone Testing
26 Memorial Day - No School
 Elem. Teachers 21(total 183)
 Students 21(total 175) - Sec. Teachers 21(total 183)

June							Key	
S	M	T	W	Th	F	S	○	□
1	2	3	4	5	6	7	○	□
8	9	10	11	12	13	14	△	↓
15	16	17	18	19 ^R	20	21	◻	Ⓜ
22	23	24	25	26	27	28	▽	Ⓚ
29	30							

12 Early Dismissal - End 4th Marking Pd (46 days)
13 Professional Development
13 Possible snow make-up day
19 Report Cards Distributed
 Elem. Teachers 10(total 193)
 Students 9(total 184) - Sec. Teachers 10(total 193)

NO Kindergarten on November 22, 25, 26 & April 15 & 16 for Parent Conferences.
NO PM Kindergarten on November 6 & April 3
NO AM Kindergarten on January 24 & June 12 - PM Kindergarten attends in the morning.

184 Student Days - 193 Scheduled Teacher Days

ENROLLMENT DATA: Elementary Schools

Elementary Schools	K	*Ekdg	Grade 1	Grade 2	Grade 3	Grade 4	Grade 5	Grade 6	Subtotal	FT Life Skills	FT Learning Support	FT Emotional Support	FT Autistic Support	FT Multi-Handicap	Total
Barclay*	59	15	76	70	74	66	74	72	506						506
# of sections	3	1	3	3	3	3	3	3	22						
Bridge Valley	82		121	97	120	130	137	132	819				33		852
# of sections	4		5	4	5	5	5	5	33				6		
Buckingham	48		68	62	78	85	74	83	498				22		520
# of sections	2		3	3	4	4	3	3	22				3		
Butler	98		120	123	135	128	112	117	833						833
# of sections	5		5	5	6	5	4	5	35						
Cold Spring	52		77	76	82	104	113	116	620	6			18		644
# of sections	3		4	3	4	4	5	5	28	1			3		
Doyle	67		56	73	77	67	79	79	498						498
# of sections	3		3	3	3	3	3	3	21						
Gayman	30		81	65	73	75	88	95	507		3				510
# of sections	2		4	3	3	3	4	4	23		1				
Groveland*	77	15	131	109	114	145	169	150	910					8	918
# of sections	4	1	5	5	5	6	6	6	38					1	
Jamison*	60		72	85	81	102	101	98	599				3		602
# of sections	3		3	4	4	4	4	4	26				1		
Kutz	67		85	96	86	102	70	89	595				16		611
# of sections	3		4	4	4	4	3	4	26				3		
Linden	66		56	75	71	50	70	75	463		17	14			494
# of sections	3		3	3	3	2	3	3	20		3	2			
Mill Creek	64		132	138	137	169	160	171	971			12			983
# of sections	3		5	5	6	6	6	6	37			2			
Pine Run	60		52	70	78	79	64	78	481				12		493
# of sections	3		3	3	3	3	3	3	21				2		
Titus	64		80	89	91	95	99	87	605			7			612
# of sections	3		3	4	4	4	4	3	25			2			
Warwick*	41	15	87	69	70	88	73	59	502				22		524
# of sections	2	1	4	3	3	4	3	3	23				4		
TOTALS	935	45	1294	1297	1367	1485	1483	1501	9407	6	20	33	126	8	9600
# of sections	46	3	57	55	60	60	59	60	400	1	4	6	22	1	

*Extended Day Kindergarten (Jamison and Warwick share the Extended Day Kindergarten program.)

**2013 Average Elementary Class Size
by Grade Level**

Grades	K	*Ekdg	1	2	3	4	5	6	School Average
Policy Range	15-24		18-28	18-28	18-28	20-30	20-30	20-30	
Barclay*	19.7	15.0	25.3	23.3	24.7	22.0	24.7	24.0	23.0
Bridge Valley	20.5		24.2	24.3	24.0	26.0	27.4	26.4	24.8
Buckingham	24.0		22.7	20.7	19.5	21.3	24.7	27.7	22.6
Butler	19.6		24.0	24.6	22.5	25.6	28.0	23.4	23.8
Cold Spring	17.3		19.3	25.3	20.5	26.0	22.6	23.2	22.1
Doyle	22.3		18.7	24.3	25.7	22.3	26.3	26.3	23.7
Gayman	15.0		20.3	21.7	24.3	25.0	22.0	23.8	22.0
Groveland*	19.3	15.0	26.2	21.8	22.8	24.2	28.2	25.0	23.9
Jamison*	20.0		24.0	21.3	20.3	25.5	25.3	24.5	23.0
Kutz	22.3		21.3	24.0	21.5	25.5	23.3	22.3	22.9
Linden	22.0		18.7	25.0	23.7	25.0	23.3	25.0	23.2
Mill Creek	21.3		26.4	27.6	22.8	28.2	26.7	28.5	26.2
Pine Run	20.0		17.3	23.3	26.0	26.3	21.3	26.0	22.9
Titus	21.3		26.7	22.3	22.8	23.8	24.8	29.0	24.2
Warwick*	20.5	15.0	21.8	23.0	23.3	22.0	24.3	19.7	21.8
DISTRICT AVERAGE	20.3	15.0	22.7	23.6	22.8	24.8	25.1	25.0	23.5

ENROLLMENT DATA: Secondary Schools

Middle School	Grade 7	Grade 8	Grade 9	TOTAL
Holicong	373	410	374	1157
Lenape	307	298	272	877
Tamanend	308	309	306	923
Tohickon	334	338	370	1042
Unami	294	300	303	897
Middle School Totals	1616	1655	1625	4896

High School	Grade 10	Grade 11	Grade 12	TOTAL
CB East	566	510	574	1650
CB South	604	635	650	1889
CB West	495	505	531	1531
High School Totals	1665	1650	1755	5070

Special needs students included in grade level.

Total Middle School Enrollment: 4,896 Total High School Enrollment: 5,070

Total SECONDARY ENROLLMENT: 9,966

2013 ENROLLMENT SUMMARY

2013 Elementary Enrollment: 9,600

2013 Secondary Enrollment: 9,966

2013 TOTAL ENROLLMENT: 19,566

**Twelve-Year Comparison
of Enrollment Increases**

	2002	2003	2004	2005	2006	2007	2008	2009	2010	2011	2012	2013
EL	10,125	10,302	10,515	10,641	10,734	10,730	10,593	10,513	10,385	10,115	9,833	9,600
	+228	+177	+213	+126	+93	-4	-137	-80	-128	-270	-282	-233
MS	4,485	4,705	4,678	4,800	4,860	4,920	4,944	5,055	5,110	5,013	4,992	4,896
	+192	+220	-27	+122	+60	+60	+24	+111	+55	-97	-21	-96
HS	3,939	4,082	4,393	4,585	4,753	4,744	4,859	4,888	4,945	4,964	5,031	5,070
	+206	+143	+311	+192	+168	-9	+115	+29	+57	+19	+67	+39
K-12	18,549	19,089	19,586	20,026	20,347	20,394	20,396	20,456	20,440	20,092	19,856	19,566
	+626	+540	+497	+440	+321	+47	+2	+60	-16	-348	-236	-290

Ten-Year Summary - 2004 to 2013

Elementary enrollment decreased by 915 Students.

Middle School enrollment increased by 218 Students.

High School enrollment increased by 677 Students.

District enrollment decreased by 20 Students.

Five-Year Summary - 2009 to 2013

Elementary enrollment decreased by 913 Students.

Middle School enrollment decreased by 159 Students.

High School enrollment increased by 182 Students.

District enrollment decreased by 890 Students.

Central Bucks School District
20 Welden Drive • Doylestown • Pennsylvania • 18901
267•893•2000

